


Testy kart graficznych

Test porównawczy ponad 1 000 000 kart wideo

Lista kart wideo


Poniżej znajduje się alfabetyczna lista wszystkich typów kart graficznych, które pojawiają się na wykresach. Kliknięcie konkretnej karty graficznej przeniesie Cię do wykresu, na którym się pojawi, i podświetli ją.



**KARTA
GRAFICZNA**

Pojedyncza karta graficzna

Znajdź kartę wideo




High End

Wysoki średni zakres

Niski średni zakres


Low End




Najlepsza wartość

Wspólny

Udział w rynku(30 dni)




Porównać ⁰



Mega lista kart graficznych

[Wyszukaj model](#)



Wykres karty graficznej GPU Compute

| Nazwa karty wideo | Passmark G3D Mark (im wyższy, tym lepszy) | Ranga (niższa jest lepsza) | Wartość karty wideo (im wyższa, tym lepsza) | Cena (USD) |
|---|---|----------------------------|---|---------------------------------------|
| Radeon RX 6800 XT | 25539 | 1 | 39,35 | 649,00 USD * - |
| GeForce RTX 3090 | 24857 | 2 | 15,54 | 1599,99 USD * - |
| GeForce RTX 3080 | 23644 | 3 | 27,82 | 849,99 USD * - |
| Radeon RX 6800 | 22061 | 4 | 38,10 | 579,00 USD * - |
| Karta graficzna GeForce RTX 2080 Ti | 21586 | 5 | 21,59 | 999,99 \$ |
| GeForce RTX 3070 | 21443 | 6 | 42,97 | 499,00 USD * - |
| Quadro RTX 8000 | 20448 | 7 | 4,31 | 4741,49 USD * - |
| Quadro RTX 6000 | 19694 | 8 | 3,13 | 6300,00 USD * - |
| TITAN RTX | 19651 | 9 | 7,86 | 2499,00 USD * - |
| GeForce RTX 2080 SUPER | 19385 | 10 | 26,92 | 719,99 \$ |
| TITAN V | 19377 | 11 | 9,01 | 2149,99 USD * - |
| GeForce RTX 2080 | 18564 | 12 | 23,21 | 799,99 USD * - |
| NVIDIA TITAN Xp | 18280 | 13 | 13.07 | 1 398.68 |


Karta graficzna

| Nazwa karty wideo | Passmark G3D Mark <i>(im wyższy)</i> | Ranga (niższa jest) | Wartość karty wideo <i>(im wyższa)</i> | USD * Cena (USD) |
|--------------------------------|---|------------------------|---|---------------------------------------|
| | | | | * |
| Radeon Pro VII | 17227 | 16 | NA | NA |
| Radeon VII | 17048 | 17 | 8,98 | 1898,99 USD * - |



| | | | | |
|---|-------|----|-----------------------|---------------------------------------|
| TITAN V CEO Edition | 16987 | 18 | NA | NA |
| Radeon RX 5700 XT | 16714 | 19 | 46.43 | 359,99 \$ |
| 50 rocznica Radeona RX 5700 XT | 16577 | 20 | NA | NA |
| Quadro RTX 5000 | 16473 | 21 | NA | NA |
| GeForce RTX 2060 SUPER | 16390 | 22 | 39.03 | 419,99 \$ |
| GeForce RTX 2070 | 16159 | 23 | 38,48 | 419,99 \$ |
| TITAN Xp COLLECTORS EDITION | 16022 | 24 | NA | NA |
| GeForce RTX 2080 (mobilna) | 15107 | 25 | NA | NA |
| Quadro RTX 4000 | 15071 | 26 | 16.77 | 899,00 USD * - |
| Quadro P6000 | 15005 | 27 | 5.46 | 2749,99 USD * - |
| Quadro RTX 5000 (mobilny) | 14832 | 28 | NA | NA |
| Radeon Pro W5700 | 14823 | 29 | 18,53 | 799,99 \$ |
| GeForce GTX 1080 | 14792 | 30 | 38,93 | 379,99 \$ |
| Radeon Pro Vega II | 14737 | 31 | NA | NA |
| GeForce RTX 2070 Super z Max-Q Design | 14675 | 32 | NA | NA |
| Radeon RX Vega 64 | 14548 | 33 | 37.30 | 389,99 USD * - |
| Quadro RTX 5000 z Max-Q Design | 14529 | 34 | NA | NA |
| Radeon RX 5700 | 14473 | 35 | 46.69 | 309,99 \$ |
| Radeon Pro WX 8200 | 14189 | 36 | 14,63 | 969,99 \$ |
| Karta graficzna GeForce GTX 1070 Ti | 14052 | 37 | 25,55 | 549,99 USD * - |
| GeForce RTX 2060 | 14032 | 38 | 42,52 | 329,99 \$ |
| GeForce RTX 2080 z Max-Q Design | 13986 | 39 | 6.66 | 2099,99 USD * - |
| GeForce RTX 2080 Super z Max-Q Design | 13983 | 40 | NA | NA |
| GeForce GTX 980 Ti | 13783 | 41 | 44,58 | 309,20 USD * - |
| Radeon Vega Frontier Edition | 13732 | 42 | 15.43 | 890,00 USD |


Karta graficzna

| Nazwa karty wideo | Passmark G3D Mark (im wyższy) | Ranga (niższa jest) | Wartość karty wideo (im wyższa) | * Cena (USD) |
|-----------------------------------|----------------------------------|------------------------|------------------------------------|---------------------------------|
| TITAN Xp | 13532 | 44 | NA | NA |
| Radeon RX 5600 XT | 13492 | 45 | 49,97 | 269,99 \$ |
| Radeon RX Vega 56 | 13406 | 46 | 25,78 | 519,99 USD * |

| Nazwa karty wideo | Passmark G3D Mark (im wyższy, tym lepszy) | Ranga (niższa jest lepsza) | Wartość karty wideo (im wyższa, tym lepsza) | Cena (USD) |
|--|--|-------------------------------|--|----------------------------------|
| GeForce GTX 1070 | 13303 | 47 | 29,98 | 443,78 USD * |
| Tesla T10 | 13263 | 48 | NA | NA |
| Radeon Pro WX 9100 | 13112 | 49 | NA | NA |
| Quadro M6000 24 GB | 12971 | 50 | NA | NA |
| GeForce GTX TITAN X | 12758 | 51 | 21,27 | 599,99 USD * |
| Quadro GV100 | 12721 | 52 | 1.41 | 8999,00 USD * |
| GeForce GTX 1660 SUPER | 12678 | 53 | 52,83 | 239,99 \$ |
| Quadro GP100 | 12662 | 54 | NA | NA |
| GeForce RTX 2070 (mobilna) | 12354 | 55 | NA | NA |
| GeForce RTX 2070 z Max-Q Design | 12329 | 56 | NA | NA |
| Radeon Pro Vega 56 | 12209 | 57 | NA | NA |
| Quadro RTX 4000 z Max-Q Design | 12188 | 58 | NA | NA |
| GeForce GTX 1660 Ti | 12155 | 59 | 43.41 | 279,99 \$ |
| Quadro M6000 | 12013 | 60 | 11.40 | 1054,03 USD * |
| Quadro P4200 with Max-Q Design | 11869 | 61 | NA | NA |
| Quadro P4200 | 11820 | 62 | NA | NA |
| Radeon Pro 5700 | 11814 | 63 | NA | NA |
| Quadro P5200 | 11723 | 64 | NA | NA |
| GeForce GTX 1660 | 11556 | 65 | 55.11 | \$209.71 |
| Quadro P4000 | 11522 | 66 | 14.68 | \$784.99* |
| Quadro P5000 | 11469 | 67 | 6.74 | \$1,700.64* |
| Radeon Pro Vega 64 | 11455 | 68 | NA | NA |
| GeForce GTX 1080 with Max-Q Design | 11423 | 69 | NA | NA |
| GeForce RTX 2060 (Mobile) | 11354 | 70 | NA | NA |
| Quadro RTX 3000 | 11274 | 71 | NA | NA |


Karta graficzna ▼

| | Passmark G3D Mark (im wyższy) | Ranga (niższa jest lepiej) | Wartość karty video (im wyższa) | Cena (USD) |
|--|-------------------------------------|----------------------------------|---------------------------------------|---------------|
| Radeon Pro 5700 XT | 11222 | 72 | NA | NA |
| Radeon Pro Vega 48 | 10977 | 74 | NA | NA |
| Radeon RX 5600 | 10677 | 75 | NA | NA |
| Radeon Pro SSG | 10497 | 76 | NA | NA |
| Radeon Instinct MI25 MxGPU | 10466 | 77 | NA | NA |

| GeForce GTX 1070 (Mobile) | 10465 | 78 | NA | NA |
|--|--|---------------------------|---------------------------------------|---------------------------|
| GeForce GTX 1070 with Max-Q Design | 10207 | 79 | NA | NA |
| GeForce GTX 1660 Ti (Mobile) | 10176 | 80 | NA | NA |
| GeForce GTX 1060 | 10138 | 81 | 31.11 | \$325.88* |
| GeForce RTX 2060 with Max-Q Design | 9828 | 82 | NA | NA |
| GeForce GTX 1650 SUPER | 9817 | 83 | 61.36 | \$159.99 |
| Quadro P5200 with Max-Q Design | 9796 | 84 | NA | NA |
| Radeon R9 Fury | 9761 | 85 | 22.03 | \$443.10* |
| Radeon R9 Fury + Fury X | 9741 | 86 | 26.04 | \$374.10* |
| Radeon R9 Fury X | 9688 | 87 | NA | NA |
| Radeon Pro Duo | 9672 | 88 | 21.54 | \$449.00* |
| GeForce GTX 970 | 9653 | 89 | 48.89 | \$197.44* |
| GeForce GTX 1060 3GB | 9600 | 90 | 38.81 | \$247.37* |
| Radeon RX 590 | 9510 | 91 | 59.45 | \$159.99 |
| Radeon R9 390X | 9506 | 92 | NA | NA |
| Radeon Pro W5500 | 9377 | 93 | 22.93 | \$408.99 |
| GeForce GTX 780 Ti | 9220 | 94 | 40.96 | \$225.10* |
| Quadro M5000 | 9204 | 95 | 14.18 | \$648.99* |
| Quadro P2200 | 9127 | 96 | 21.99 | \$414.99 |
| GeForce GTX TITAN Black | 9084 | 97 | 20.97 | \$433.10* |
| Quadro P4000 with Max-Q Design | 9082 | 98 | NA | NA |
| Radeon RX 5500 XT | 8976 | 99 | 49.87 | \$179.99 |
| Videocard Name | Passmark G3D Mark (higher is better) | Rank (lower is better) | Videocard Value (higher is better) | Price (USD) |
| Quadro P3200 with Max-Q Design | 8941 | 100 | NA | NA |
| Radeon R9 390 | 8769 | 101 | NA | NA |
| Radeon RX 580 | 8747 | 102 | 58.32 | \$149.99 |
| GeForce GTX Titan | 8680 | 103 | 28.00 | \$310.00* |
| Radeon R9 290X | 8598 | 104 | NA | NA |


Karta graficzna ▼

| <u>GeForce GTX 1660 Ti with Max-Q Design</u> Nazwa karty wideo | Passmark G3D 8588 Mark (im wyższy) | Ranga (niższa jest) | Wartość karty NA Wideo (im wyższa) | NA Cena (USD) |
|---|---|------------------------|---|-----------------------------|
| <u>Radeon RX 480</u> | 8523 | 107 | 42.99 | \$198.25* |
| <u>Radeon RX 5500</u> | 8493 | 108 | NA | NA |
| <u>Quadro RTX 3000 with Max-Q Design</u> | 8436 | 109 | NA | NA |
| <u>Radeon R9 290X / 390X</u> | 8389 | 110 | 38.12 | \$220.10* |
| <u>Radeon R9 290</u> | 8307 | 111 | NA | NA |
| <u>Radeon Pro 5500 XT</u> | 8289 | 112 | NA | NA |
| <u>GeForce GTX TITAN Z</u> | 8237 | 113 | 8.96 | \$919.10* |
| <u>15FF</u> | 8229 | 114 | NA | NA |
| <u>GeForce GTX 1060 (Mobile)</u> | 8160 | 115 | NA | NA |
| <u>Radeon R9 290 / 390</u> | 8150 | 116 | 45.45 | \$179.32* |
| <u>Quadro K6000</u> | 8081 | 117 | 11.76 | \$687.13 |
| <u>GeForce GTX 1060 with Max-Q Design</u> | 8031 | 118 | NA | NA |
| <u>GeForce GTX 780</u> | 7981 | 119 | 61.40 | \$129.99* |
| <u>Radeon RX 470</u> | 7930 | 120 | 79.31 | \$99.99* |
| <u>Quadro M5500</u> | 7915 | 121 | NA | NA |
| <u>Quadro P3200</u> | 7805 | 122 | NA | NA |
| <u>Radeon RX 580X</u> | 7798 | 123 | NA | NA |
| <u>Radeon RX 580 2048SP</u> | 7787 | 124 | NA | NA |
| <u>Radeon Pro 580</u> | 7753 | 125 | NA | NA |
| <u>FirePro W9100</u> | 7750 | 126 | 2.16 | \$3,593.10* |
| <u>GeForce GTX 1650</u> | 7724 | 127 | 55.18 | \$139.99 |
| <u>Tesla M6</u> | 7621 | 128 | NA | NA |
| <u>GeForce GTX 1650 Ti</u> | 7620 | 129 | NA | NA |
| <u>Radeon Pro 580X</u> | 7540 | 130 | NA | NA |
| <u>Radeon Pro WX 7100</u> | 7407 | 131 | 16.07 | \$460.99 |
| <u>GeForce GTX 980M</u> | 7365 | 132 | 25.40 | \$289.99* |
| <u>Tesla M60</u> | 7328 | 133 | 5.25 | \$1,395.00* |
| <u>Tesla P100-PCI-E-16GB</u> | 7225 | 134 | NA | NA |
| <u>Quadro P2000</u> | 7220 | 135 | 15.53 | \$464.90* |
| <u>FirePro W8100</u> | 6985 | 136 | 6.28 | \$1,112.18* |
| <u>GeForce GTX 1650 (Mobile)</u> | 6968 | 137 | NA | NA |
| <u>Radeon RX 570</u> | 6967 | 138 | 46.45 | \$149.99 |

| <u>Quadro P3000</u> | 6919 | 139 | NA | NA |
|---------------------------------------|--------------------------------|----------------------------------|--|---------------|
| Nazwa karty wideo Quadro P3000 | Passmark G3D Mark Wyższy | Ranga (niższa jest lepiej) | Wartość karty wideo (wyższa lepiej) | Cena (USD) |
| <u>Radeon RX Vega M GH</u> | 6781 | 142 | NA | NA |
| <u>Quadro T1000 with Max-Q Design</u> | 6754 | 143 | NA | NA |
| <u>Tesla T4</u> | 6753 | 144 | NA | NA |
| <u>GeForce GTX 970XM FORCE</u> | 6706 | 145 | NA | NA |

 **Karta graficzna** ▼

| <u>Radeon Pro 5500M</u> | 6688 | 146 | NA | NA |
|--|--|---------------------------|---------------------------------------|-----------------------------|
| <u>Radeon RX 5600M</u> | 6682 | 147 | NA | NA |
| <u>Quadro M4000M</u> | 6636 | 148 | NA | NA |
| Videocard Name | Passmark G3D Mark (higher is better) | Rank (lower is better) | Videocard Value (higher is better) | Price (USD) |
| <u>Quadro T2000 with Max-Q Design</u> | 6629 | 149 | NA | NA |
| <u>Quadro M4000</u> | 6531 | 150 | 8.36 | \$780.99* |
| <u>Quadro T1000</u> | 6526 | 151 | NA | NA |
| <u>GeForce GTX 1050 Ti</u> | 6373 | 152 | 49.03 | \$129.99 |
| <u>Radeon Pro 570</u> | 6336 | 153 | NA | NA |
| <u>FirePro S7150</u> | 6276 | 154 | 2.13 | \$2,940.21* |
| <u>Radeon R9 280X</u> | 6227 | 155 | NA | NA |
| <u>Radeon R9 380</u> | 6180 | 156 | 68.68 | \$89.99* |
| <u>Radeon R9 380X</u> | 6180 | 157 | 13.89 | \$445.00* |
| <u>Radeon Pro WX Vega M GL</u> | 6049 | 158 | NA | NA |
| <u>GeForce GTX 1650 Ti with Max-Q Design</u> | 5993 | 159 | NA | NA |
| <u>GeForce GTX 960</u> | 5991 | 160 | 52.90 | \$113.27* |
| <u>GRID P100-16Q</u> | 5944 | 161 | NA | NA |
| <u>Quadro K5200</u> | 5922 | 162 | 8.54 | \$693.24 |
| <u>GeForce GTX 1050 Ti (Mobile)</u> | 5918 | 163 | NA | NA |
| <u>FirePro W9000</u> | 5907 | 164 | 1.72 | \$3,443.99* |
| <u>GeForce GTX 770</u> | 5889 | 165 | 53.56 | \$109.95* |
| <u>GeForce GTX 1650 with Max-Q Design</u> | 5815 | 166 | NA | NA |
| <u>GeForce GTX 690</u> | 5779 | 167 | 21.89 | \$264.10* |
| <u>GeForce GTX 970M</u> | 5751 | 169 | 27.39 | \$209.99* |
| <u>Radeon Pro Vega 20</u> | 5751 | 168 | NA | NA |
| <u>GeForce GTX 1050 Ti with Max-Q Design</u> | 5633 | 170 | NA | NA |
| <u>GeForce GTX 680</u> | 5583 | 171 | 31.02 | \$179.99* |
| <u>Radeon HD 7990</u> | 5565 | 172 | 5.62 | \$990.44* |


Karta graficzna ▼

| <u>Radeon R9 280</u> Nazwa karty wideo | Passmark G3D 5549 Mark <i>(im wyższy)</i> | Ranga (niższa jest) | Wartość karty NA Wideo <i>(im wyższa)</i> | NA Cena (USD) |
|---|--|----------------------------------|--|---------------------------|
| <u>GRID M60-8A</u> | 5523 | 175 | NA | NA |
| <u>Quadro M3000M</u> | 5445 | 176 | 34.05 | \$159.95* |
| <u>Radeon Pro 5300M</u> | 5429 | 177 | NA | NA |
| <u>GeForce GTX 950</u> | 5366 | 178 | 62.40 | \$86.00* |
| <u>GeForce GTX 1050</u> | 5344 | 179 | 33.52 | \$159.45 |
| <u>Radeon Pro WX 5100</u> | 5343 | 180 | 15.95 | \$334.99 |
| <u>GeForce GTX 670</u> | 5323 | 181 | 35.73 | \$149.00* |
| <u>GRID M60-2Q</u> | 5291 | 182 | NA | NA |
| <u>Radeon HD 7970 / R9 280X</u> | 5247 | 183 | 41.65 | \$125.99* |
| <u>FirePro S10000</u> | 5235 | 184 | NA | NA |
| <u>GeForce GTX 760 Ti OEM</u> | 5224 | 185 | NA | NA |
| <u>Radeon HD 8990</u> | 5214 | 186 | NA | NA |
| <u>Q12U-1</u> | 5164 | 187 | NA | NA |
| <u>Radeon R9 M295X</u> | 5150 | 188 | NA | NA |
| <u>GeForce GTX 760 Ti</u> | 5118 | 189 | 17.21 | \$297.50* |
| <u>FirePro S9000</u> | 5059 | 190 | NA | NA |
| <u>P106-100</u> | 5022 | 191 | NA | NA |
| <u>Quadro P2000 with Max-Q Design</u> | 4991 | 192 | NA | NA |
| <u>FirePro W7100</u> | 4974 | 193 | 17.15 | \$289.99* |
| <u>Radeon R9 M395</u> | 4967 | 194 | NA | NA |
| <u>EIZO Quadro MED-XN51LP</u> | 4955 | 195 | NA | NA |
| <u>Barco MXRT 7600</u> | 4943 | 196 | NA | NA |
| <u>Radeon Sky 500</u> | 4889 | 197 | NA | NA |
| Videocard Name | Passmark G3D Mark <i>(higher is better)</i> | Rank <i>(lower is better)</i> | Videocard Value <i>(higher is better)</i> | Price (USD) |
| <u>Radeon R9 270X</u> | 4862 | 198 | 32.42 | \$149.99* |
| <u>Radeon R9 M485X</u> | 4842 | 199 | NA | NA |
| <u>Radeon R9 M395X</u> | 4775 | 200 | NA | NA |
| <u>Radeon HD 7950 / R9 280</u> | 4764 | 201 | 22.69 | \$210.01* |
| <u>GeForce GTX 760</u> | 4763 | 202 | 29.71 | \$160.32* |
| <u>GRID P40-24Q</u> | 4727 | 203 | NA | NA |
| <u>Radeon R9 370</u> | 4722 | 204 | NA | NA |
| <u>Radeon Pro WX 7130</u> | 4710 | 205 | NA | NA |


Karta graficzna ▼

| <u>Radeon Pro Vega 16</u> Nazwa karty wideo | Passmark G3D 4682 Mark <i>(im wyższy)</i> | Ranga 208 <i>(niższa jest)</i> | Wartość karty NA Wideo <i>(im wyższa)</i> | NA Cena <i>(USD)</i> |
|--|--|--------------------------------------|--|----------------------------|
| <u>B8DKMDAP</u> | 4557 | 208 | NA | NA |
| <u>Radeon Pro 465</u> | 4537 | 209 | NA | NA |
| <u>GeForce GTX 580</u> | 4520 | 210 | 31.11 | \$145.32* |
| <u>Quadro M2200</u> | 4507 | 211 | 18.03 | \$249.99* |

| | | | | |
|--|------|-----|-----------------------|---------------------------|
| <u>Radeon HD 7870 XT</u> | 4469 | 212 | NA | NA |
| <u>GeForce GTX 1050 (Mobile)</u> | 4461 | 213 | NA | NA |
| <u>GRID M60-1B</u> | 4456 | 214 | NA | NA |
| <u>Citrix Indirect Display Adapter</u> | 4446 | 215 | NA | NA |
| <u>Radeon R7 370</u> | 4434 | 216 | NA | NA |
| <u>GRID P6-4Q</u> | 4429 | 217 | NA | NA |
| <u>FirePro W7000 Adapter</u> | 4398 | 218 | NA | NA |
| <u>GeForce GTX 660 Ti</u> | 4360 | 219 | 8.96 | \$486.68* |
| <u>Radeon R9 M390X</u> | 4356 | 220 | NA | NA |
| <u>Quadro P1000</u> | 4342 | 221 | 14.43 | \$300.99 |
| <u>Barco MXRT 7500</u> | 4319 | 222 | NA | NA |
| <u>GRID P40-2Q</u> | 4287 | 223 | NA | NA |
| <u>GeForce GTX 680MX</u> | 4270 | 224 | NA | NA |
| <u>Radeon R9 270 / R7 370</u> | 4259 | 225 | 25.90 | \$164.47* |
| <u>Quadro K4200</u> | 4257 | 226 | 17.74 | \$239.99* |
| <u>GRID M60-1Q</u> | 4250 | 227 | NA | NA |
| <u>GeForce GTX 775M</u> | 4222 | 228 | NA | NA |
| <u>Radeon R9 270</u> | 4212 | 229 | NA | NA |
| <u>FirePro S7000</u> | 4166 | 230 | NA | NA |
| <u>GRID V100D-8Q</u> | 4155 | 231 | NA | NA |
| <u>GeForce GTX 1060 5GB</u> | 4140 | 232 | NA | NA |
| <u>FirePro W7000</u> | 4079 | 233 | 27.94 | \$146.02* |
| <u>Radeon RX 5500M</u> | 4069 | 234 | NA | NA |
| <u>Radeon RX 460</u> | 4068 | 235 | 14.84 | \$274.10* |
| <u>Quadro M2000</u> | 4031 | 236 | 13.48 | \$298.99* |
| <u>Radeon HD 7800-serie</u> | 4029 | 237 | NA | NA |
| <u>GeForce GTX 480</u> | 4011 | 238 | 6.93 | \$579.00* |
| <u>GRID P6-2Q</u> | 4000 | 239 | NA | NA |

| <u>GeForce GTX 780M</u> | 3989 | 240 | 21.00 | \$189.99* |
|---------------------------|--------------|--------------|-----------------------|---------------------------|
| Nazwa karty wideo | Passmark G3D | Ranga | Wartość karty | Cena |
| GeForce GTX 880M | Mark | (niższa jest | wideo | USD) |
| | wyższa | 241 | niższa | |
| <u>GeForce GTX 750 Ti</u> | 3942 | 243 | 25.38 | \$155.32* |
| <u>GeForce GTX 660</u> | 3939 | 244 | 31.53 | \$124.97* |
| <u>FirePro S9050</u> | 3911 | 245 | NA | NA |
| <u>GeForce GTX 965M</u> | 3901 | 246 | NA | NA |

 **Karta graficzna** ▼

| Videocard Name | Passmark G3D Mark (higher is better) | Rank (lower is better) | Videocard Value (higher is better) | Price (USD) |
|---|--------------------------------------|------------------------|------------------------------------|-----------------------------|
| <u>Quadro K2200M</u> | 3893 | 247 | 31.16 | \$124.95* |
| <u>GRID M60-8Q</u> | 3883 | 248 | NA | NA |
| <u>GeForce GTX 570</u> | 3881 | 249 | 13.00 | \$298.68* |
| <u>Quadro K5000</u> | 3878 | 250 | 10.07 | \$384.98* |
| <u>Radeon HD 8970M</u> | 3876 | 251 | 27.69 | \$139.99* |
| <u>FirePro W7170M</u> | 3849 | 252 | NA | NA |
| <u>GRID RTX8000P-2Q</u> | 3843 | 253 | NA | NA |
| <u>GRID P100-8Q</u> | 3841 | 254 | NA | NA |
| <u>GRID M60-4Q</u> | 3831 | 255 | NA | NA |
| <u>Radeon HD 7850</u> | 3718 | 256 | 49.57 | \$75.00* |
| <u>Quadro P620</u> | 3678 | 257 | 21.95 | \$167.57 |
| <u>Radeon Pro 560X</u> | 3677 | 258 | NA | NA |
| <u>Radeon Pro WX 4100</u> | 3665 | 259 | 14.66 | \$249.99 |
| <u>Radeon RX 560</u> | 3649 | 260 | 28.07 | \$129.99 |
| <u>Radeon HD 7970M</u> | 3619 | 261 | NA | NA |
| <u>Quadro M1200</u> | 3607 | 262 | NA | NA |
| <u>GeForce GTX 680M KY_Bullet Edition</u> | 3568 | 263 | NA | NA |
| <u>GRID M6-8Q</u> | 3568 | 264 | NA | NA |
| <u>Quadro K2200</u> | 3565 | 265 | 28.95 | \$123.18* |
| <u>Quadro M2000M</u> | 3546 | 266 | 12.67 | \$279.95* |
| <u>Radeon RX 560X</u> | 3520 | 267 | NA | NA |
| <u>Tesla C2050</u> | 3515 | 268 | 13.02 | \$269.99* |
| <u>Quadro 7000</u> | 3505 | 269 | NA | NA |
| <u>Tesla M10</u> | 3490 | 270 | 1.09 | \$3,202.21* |
| <u>GeForce GTX 960M</u> | 3483 | 271 | 2.98 | \$1,169.00* |
| <u>GeForce MX450</u> | 3475 | 273 | NA | NA |
| <u>Radeon Pro 560</u> | 3475 | 272 | NA | NA |


Karta graficzna ▼

| <u>Quadro P600</u> Nazwa karty wideo | Passmark G3D Mark 3460 <i>(im wyższy)</i> | Ranka (niższa jest | Wartość karty 14.35 wideo <i>(im wyższa)</i> | \$241.04* Cena (USD) |
|---|--|-----------------------|---|-----------------------------|
| <u>FirePro W8000</u> | 3453 | 276 | 3.29 | \$1,048.99* |
| <u>Radeon Pro 460</u> | 3452 | 277 | NA | NA |
| <u>Radeon RX Vega M GL</u> | 3449 | 278 | NA | NA |
| <u>Tesla C2050 / C2070</u> | 3428 | 279 | NA | NA |

| <u>GeForce GTX 750</u> | 3415 | 280 | 26.28 | \$129.99* |
|---------------------------------|--|---------------------------|---------------------------------------|----------------------------|
| <u>Radeon R9 M470X</u> | 3400 | 281 | NA | NA |
| <u>Radeon E8870PCle</u> | 3368 | 283 | NA | NA |
| <u>Radeon HD8970M</u> | 3368 | 282 | NA | NA |
| <u>Tesla C2075</u> | 3364 | 284 | 9.88 | \$340.50* |
| <u>GRID P40-2B</u> | 3354 | 285 | NA | NA |
| <u>GRID M10-1Q</u> | 3351 | 286 | NA | NA |
| <u>GeForce GTX 590</u> | 3339 | 287 | 18.15 | \$184.00* |
| <u>Tesla C2070</u> | 3274 | 288 | NA | NA |
| <u>GeForce GTX 650 Ti BOOST</u> | 3270 | 289 | NA | NA |
| <u>GeForce 770M</u> | 3245 | 290 | 18.34 | \$176.99* |
| <u>GeForce GTX 860M</u> | 3232 | 291 | NA | NA |
| <u>GRID M10-4Q</u> | 3223 | 292 | NA | NA |
| <u>GeForce GTX 470</u> | 3210 | 293 | 6.15 | \$522.01* |
| <u>Radeon R9 M290X</u> | 3207 | 294 | NA | NA |
| <u>Radeon R9 M380</u> | 3188 | 295 | NA | NA |
| Videocard Name | Passmark G3D Mark (higher is better) | Rank (lower is better) | Videocard Value (higher is better) | Price (USD) |
| <u>GRID K520</u> | 3177 | 296 | 4.24 | \$749.95* |
| <u>GRID K2</u> | 3176 | 297 | 0.76 | \$4,177.22 |
| <u>RadeonT RX 5500M</u> | 3165 | 298 | NA | NA |
| <u>FirePro V7000</u> | 3161 | 299 | NA | NA |
| <u>Radeon Pro 555</u> | 3140 | 300 | NA | NA |
| <u>Quadro K5000M</u> | 3132 | 301 | 8.05 | \$389.25* |
| <u>Radeon Pro 455</u> | 3112 | 302 | 6.93 | \$449.00* |
| <u>Intel G35 Express</u> | 3090 | 304 | NA | NA |
| <u>Radeon HD 7790</u> | 3090 | 305 | 17.14 | \$180.32* |
| <u>Radeon R7 360</u> | 3090 | 303 | 24.73 | \$125.00* |
| <u>Intel UHD P630</u> | 3085 | 306 | NA | NA |


Karta graficzna ▼

| <u>Radeon R7 260X</u> Nazwa karty wideo | Passmark G3D 3084 Mark <i>(im wyższy)</i> | Ranga 309 <i>(niższa jest)</i> | Wartość karty 23.31 wideo <i>(im wyższa)</i> | \$132.28* Cena <i>(USD)</i> |
|--|--|--------------------------------------|---|-----------------------------------|
| <u>GeForce GTX 560 Ti</u> | 3069 | 309 | 37.62 | \$81.60* |
| <u>GeForce GTX 680M</u> | 3046 | 310 | 22.40 | \$135.99* |
| <u>Radeon R9 360</u> | 3031 | 311 | 5.84 | \$519.00* |
| <u>Radeon R9 260</u> | 3018 | 312 | NA | NA |
| <u>GeForce MX350</u> | 3010 | 313 | NA | NA |
| <u>Quadro M1000M</u> | 3007 | 314 | 34.98 | \$85.99* |
| <u>FirePro W5100</u> | 2958 | 315 | 10.60 | \$279.13* |
| <u>Radeon HD 6970</u> | 2950 | 316 | 49.18 | \$59.99* |
| <u>FirePro W5000</u> | 2947 | 317 | 17.35 | \$169.89* |
| <u>GRID K260Q</u> | 2940 | 318 | NA | NA |
| <u>Radeon HD 6990</u> | 2932 | 319 | 18.33 | \$159.99* |
| <u>Radeon Ryzen 7 PRO 4750G with</u> | 2899 | 320 | NA | NA |
| <u>P106-090</u> | 2898 | 321 | NA | NA |
| <u>Radeon R7 260</u> | 2891 | 322 | 32.13 | \$89.99* |
| <u>Quadro K1200</u> | 2882 | 323 | 15.10 | \$190.89* |
| <u>Quadro M620</u> | 2881 | 324 | NA | NA |
| <u>Quadro K5100M</u> | 2870 | 325 | 10.04 | \$285.99* |
| <u>Radeon Pro V340 MxGPU</u> | 2853 | 326 | NA | NA |
| <u>GeForce GTX 465</u> | 2825 | 327 | 10.73 | \$263.28* |
| <u>Radeon RX 550</u> | 2823 | 328 | 36.69 | \$76.94 |
| <u>Radeon Pro W5500M</u> | 2821 | 329 | NA | NA |
| <u>FirePro 3D V9800</u> | 2811 | 330 | 1.13 | \$2,499.00* |
| <u>GeForce GTX 770M</u> | 2773 | 331 | 20.10 | \$138.00* |
| <u>Quadro 6000</u> | 2763 | 332 | 0.67 | \$4,099.99 |
| <u>FirePro W4300</u> | 2734 | 333 | 11.39 | \$239.99* |
| <u>FirePro V9800</u> | 2726 | 335 | NA | NA |
| <u>Radeon HD 6950</u> | 2726 | 334 | 18.38 | \$148.32* |
| <u>Radeon Pro 450</u> | 2722 | 336 | NA | NA |
| <u>GeForce GTX 560</u> | 2712 | 337 | 9.21 | \$294.48* |
| <u>GeForce MX330</u> | 2711 | 338 | NA | NA |
| <u>Barco MXRT 5500</u> | 2701 | 339 | NA | NA |
| <u>Quadro K4000</u> | 2691 | 340 | 15.29 | \$175.99* |

| Radeon Pro WX 3100 | 2667 | 341 | NA | NA |
|--|--------------------------------------|------------------------|------------------------------------|---------------------------|
| Nazwa karty wideo | Passmark G3D | Ranga | Wartość karty wideo | Cena |
| Radeon Pro WX 3100 | 2667 | 341 | NA | NA |
| Radeon Pro WX 3100 | 2667 | 341 | NA | NA |
| FirePro R5000 | 2646 | 344 | 24.06 | \$109.99* |
| Videocard Name | Passmark G3D Mark (higher is better) | Rank (lower is better) | Videocard Value (higher is better) | Price (USD) |
| MONSTER GeForce GTX 675M | 2637 | 345 | NA | NA |

Karta graficzna ▼

| | | | | |
|--|------|-----|-----------------------|---------------------------|
| GeForce GTX 950M | 2624 | 346 | 4.63 | \$567.00* |
| GeForce GT 1030 | 2620 | 347 | 32.75 | \$79.99 |
| GRID M10-8Q | 2606 | 348 | NA | NA |
| GeForce GTX 850M | 2596 | 349 | NA | NA |
| GeForce MX250 | 2581 | 350 | NA | NA |
| Radeon Ryzen 7 PRO 4750GE with | 2574 | 351 | NA | NA |
| Radeon Pro WX 3200 | 2559 | 352 | 13.54 | \$188.99 |
| Radeon HD 6850 X2 | 2534 | 353 | NA | NA |
| GeForce GTX 650 Ti | 2533 | 354 | 13.75 | \$184.32* |
| FireStream 9370 | 2528 | 355 | NA | NA |
| N18E-Q1 | 2525 | 356 | NA | NA |
| Radeon Ryzen 7 4700GE with | 2496 | 357 | NA | NA |
| Radeon Ryzen 5 PRO 4650G with | 2471 | 358 | NA | NA |
| Radeon Ryzen 5 PRO 4650GE with | 2470 | 359 | NA | NA |
| Ryzen 5 Pro 4650G with Radeon Graphics | 2452 | 360 | NA | NA |
| FirePro 3D V8800 | 2437 | 361 | 5.74 | \$424.99* |
| Radeon R9 M470 | 2435 | 362 | NA | NA |
| GeForce GTX 950A | 2432 | 363 | NA | NA |
| GRID M10-2B | 2416 | 364 | NA | NA |
| GeForce GTX 960A | 2410 | 365 | NA | NA |
| FirePro M6100 FireGL V | 2404 | 366 | NA | NA |
| Radeon Ryzen 3 4300GE with | 2402 | 367 | NA | NA |
| Radeon RX Vega 11 PRD | 2401 | 368 | NA | NA |
| GeForce GTX 485M | 2400 | 369 | NA | NA |
| Ryzen 7 4800U with Radeon Graphics | 2395 | 370 | NA | NA |
| Quadro K4100M | 2394 | 371 | 12.09 | \$198.02* |
| Ryzen 7 4800H with Radeon Graphics | 2370 | 372 | NA | NA |
| Ryzen 7 Pro 4750G with Radeon Graphics | 2367 | 373 | NA | NA |

| <u>GeForce MX150</u> | 2363 | 374 | NA | NA |
|--|----------------------|----------------------------------|------------------------|---------------|
| Nazwa karty wideo BIN 12345 | Passmark G3D Mark | Ranga (niższa jest lepiej) | Wartość karty wideo | Cena (USD) |
| <u>Ryzen 7 Extreme Edition</u> | 2331 | 377 | NA | NA |
| <u>Ryzen 3 PRO 4350GE with Radeon Graphics</u> | 2323 | 378 | NA | NA |
| <u>GRID M10-1B</u> | 2309 | 379 | NA | NA |

 **Karta graficzna** ▼

| <u>Quadro K3100M</u> | 2305 | 380 | 5.76 | \$399.95* |
|---|--|---------------------------|---------------------------------------|-----------------------------|
| <u>Radeon Pro WX 4130</u> | 2303 | 381 | NA | NA |
| <u>GeForce GTX 580M</u> | 2279 | 382 | 9.17 | \$248.68* |
| <u>GeForce GTX 460</u> | 2275 | 383 | 13.41 | \$169.71* |
| <u>Quadro K620</u> | 2272 | 384 | 16.37 | \$138.83* |
| <u>Radeon HD 6970M</u> | 2270 | 385 | 10.51 | \$215.99* |
| <u>Radeon R7 250X</u> | 2268 | 386 | 8.70 | \$260.70* |
| <u>Radeon Ryzen 3 PRO 4350G with</u> | 2264 | 387 | NA | NA |
| <u>Radeon Ryzen 5 PRO 4400G with</u> | 2255 | 388 | NA | NA |
| <u>Radeon HD 5870</u> | 2246 | 389 | 7.77 | \$289.00* |
| <u>Radeon Ryzen 7 4800U with</u> | 2240 | 390 | NA | NA |
| <u>Ryzen 3 Pro 4350G with Radeon Graphics</u> | 2240 | 391 | NA | NA |
| <u>Radeon HD 5970</u> | 2238 | 392 | 6.78 | \$329.99* |
| <u>Ryzen 5 4600H with Radeon Graphics</u> | 2231 | 393 | NA | NA |
| Videocard Name | Passmark G3D Mark (higher is better) | Rank (lower is better) | Videocard Value (higher is better) | Price (USD) |
| <u>FirePro V7900</u> | 2227 | 394 | 15.46 | \$144.04* |
| <u>GRID P100-1B</u> | 2223 | 395 | NA | NA |
| <u>Radeon HD 6870</u> | 2213 | 396 | 14.76 | \$150.00* |
| <u>Quadro P520</u> | 2198 | 397 | 1.47 | \$1,499.00* |
| <u>GeForce GTX 745</u> | 2197 | 398 | 17.71 | \$124.04* |
| <u>RadeonT R7 450</u> | 2184 | 399 | NA | NA |
| <u>Ryzen 3 4300G with Radeon Graphics</u> | 2182 | 400 | NA | NA |
| <u>GeForce 945M</u> | 2168 | 402 | NA | NA |
| <u>Intel Iris Pro P580</u> | 2168 | 401 | NA | NA |
| <u>Radeon HD 7770</u> | 2162 | 403 | 14.88 | \$145.32* |
| <u>GRID K240Q</u> | 2143 | 404 | NA | NA |
| <u>Quadro M600M</u> | 2142 | 405 | 20.80 | \$102.99* |
| <u>Radeon RX Vega 11</u> | 2117 | 406 | NA | NA |

| Quadro K4000M Nazwa karty wideo | Passmark G3D 2108 Mark <i>(im wyższy)</i> | Ranga (niższa jest lepiej) | Wartość karty 3.51 wideo <i>(im wyższa)</i> | \$599.99* Cena <i>(USD)</i> |
|--|--|----------------------------------|--|--|
| FirePro M5100 | 2102 | 409 | NA | NA |
| Radeon HD 8950 | 2099 | 410 | NA | NA |
| FirePro V7800 | 2091 | 411 | NA | NA |
| Ryzen 7 PRO 4750U with Radeon Graphics | 2076 | 412 | NA | NA |

Karta graficzna ▼

| | | | | |
|--|------|-----|-----------------------|----------------------------|
| GRID M6-1Q | 2069 | 413 | NA | NA |
| Quadro 5000M | 2059 | 414 | NA | NA |
| FirePro M6100 | 2054 | 415 | NA | NA |
| GeForce GTX 480M | 2050 | 416 | NA | NA |
| Ryzen 7 4700U with Radeon Graphics | 2042 | 417 | NA | NA |
| Radeon RX 550X | 2041 | 418 | NA | NA |
| Radeon Ryzen 3 PRO 4350GE with | 2040 | 419 | NA | NA |
| Radeon Ryzen 5 4600H with | 2032 | 420 | NA | NA |
| GeForce GTX 675M | 2024 | 421 | NA | NA |
| Radeon Ryzen 5 4600U with | 2018 | 422 | NA | NA |
| GeForce GTX 460 v2 | 2011 | 423 | 10.06 | \$199.99* |
| Ryzen 5 PRO 4500U with Radeon Graphics | 2007 | 424 | NA | NA |
| Intel Iris Pro 580 | 2006 | 425 | NA | NA |
| GeForce GT 645 | 2005 | 426 | NA | NA |
| Quadro 5010M | 2000 | 427 | 8.48 | \$235.95* |
| Radeon HD 6850 | 1998 | 428 | 12.09 | \$165.32* |
| GeForce GTX 570M | 1997 | 429 | NA | NA |
| Embedded Radeon E9173 | 1996 | 431 | NA | NA |
| Radeon Ryzen 7 4800H with | 1996 | 430 | NA | NA |
| GeForce GTX 765M | 1994 | 432 | NA | NA |
| Ryzen 5 4600U with Radeon Graphics | 1992 | 433 | NA | NA |
| Radeon Ryzen 7 4700U with | 1991 | 434 | NA | NA |
| Radeon Pro WX 4150 | 1990 | 435 | NA | NA |
| Quadro 5000 | 1989 | 436 | 0.86 | \$2,315.99 |
| Radeon R7 + R7 350 Dual | 1982 | 437 | NA | NA |
| Radeon HD 5850 | 1968 | 438 | 24.61 | \$79.99* |
| Radeon R7 450 | 1967 | 439 | 37.48 | \$52.49* |
| Radeon R9 350 | 1963 | 440 | 18.91 | \$103.85* |

| <u>Radeon R7 + HD 7700 Dual</u> Nazwa karty wideo | Passmark G3D Mark (im wyższy) | Ranga (niższa jest) | Wartość karty Wideo (im wyższa) | Cena (USD) |
|--|-------------------------------------|------------------------|---------------------------------------|---------------|
|--|-------------------------------------|------------------------|---------------------------------------|---------------|

Karta graficzna ▼

| Videocard Name | Passmark G3D Mark (higher is better) | Rank (lower is better) | Videocard Value (higher is better) | Price (USD) |
|---------------------------------------|--|---------------------------|---------------------------------------|---------------------------|
| <u>GeForce GTX 460 SE</u> | 1961 | 443 | 12.26 | \$159.99* |
| <u>GeForce MX230</u> | 1959 | 444 | NA | NA |
| <u>Radeon HD 7660D + HD 7700 Dual</u> | 1958 | 445 | NA | NA |

| | | | | |
|---|------|-----|-----------------------|---------------------------|
| <u>Quadro M520</u> | 1955 | 446 | NA | NA |
| <u>Intel UHD</u> | 1952 | 447 | NA | NA |
| <u>GeForce GTX 470M</u> | 1949 | 448 | NA | NA |
| <u>Radeon Ryzen 7 PRO 4750U with</u> | 1939 | 449 | NA | NA |
| <u>GeForce GTX 555</u> | 1935 | 450 | NA | NA |
| <u>GeForce MX130</u> | 1930 | 451 | NA | NA |
| <u>Radeon RX 570X</u> | 1923 | 452 | NA | NA |
| <u>Radeon HD 7560D + 7700 Dual</u> | 1919 | 453 | NA | NA |
| <u>Matrox C680 PCIe x16</u> | 1903 | 454 | NA | NA |
| <u>Radeon HD 7700-serie</u> | 1899 | 455 | NA | NA |
| <u>Radeon HD 8670D + HD 7700 Dual</u> | 1892 | 456 | NA | NA |
| <u>Intel Iris Plus</u> | 1889 | 457 | NA | NA |
| <u>GeForce GTX 645</u> | 1884 | 458 | NA | NA |
| <u>Radeon Vega 11</u> | 1884 | 459 | NA | NA |
| <u>GeForce GTX 560 SE</u> | 1879 | 460 | 20.89 | \$89.99* |
| <u>FirePro 3D V7800</u> | 1867 | 461 | 3.11 | \$599.99* |
| <u>Radeon</u> | 1857 | 462 | 45.96 | \$40.41 |
| <u>GeForce 945A</u> | 1852 | 463 | NA | NA |
| <u>Radeon RX 540</u> | 1850 | 464 | NA | NA |
| <u>Ryzen 5 4500U with Radeon Graphics</u> | 1841 | 465 | NA | NA |
| <u>FirePro M5100 FireGL V</u> | 1839 | 466 | NA | NA |
| <u>GRID M60-0B</u> | 1838 | 467 | NA | NA |
| <u>Radeon HD 8570D + HD 7700 Dual</u> | 1834 | 468 | NA | NA |
| <u>GeForce GTX 670MX</u> | 1829 | 469 | NA | NA |
| <u>MxGPU</u> | 1826 | 470 | NA | NA |
| <u>FirePro M6000</u> | 1820 | 471 | NA | NA |
| <u>RadeonT 540X</u> | 1816 | 472 | NA | NA |
| <u>Intel Iris Plus 655</u> | 1812 | 474 | NA | NA |

| <u>Matrox C900 PCIe x16</u> | 1812 | 473 | NA | NA |
|---|-------------------------------------|----------------------------------|---------------------------------------|-------------|
| Nazwa karty wideo Intel Iris Plus G4 | Passmark G3D Mark niższa jest | Ranga (niższa jest lepiej) | Wartość karty wideo niższa jest | Cena USD |
| <u>Radeon HD 8870M / R9 M270X / M370X</u> | 1799 | 477 | NA | NA |
| <u>Intel Iris 650</u> | 1794 | 478 | NA | NA |
| <u>Radeon HD 8670D + 7700 Dual</u> | 1788 | 479 | NA | NA |
| <u>Radeon Ryzen 5 4500U with</u> | 1785 | 480 | NA | NA |

 **Karta graficzna** ▼

| <u>Radeon Ryzen 3 PRO 4200GE with</u> | 1783 | 481 | NA | NA |
|---|--|---------------------------|---------------------------------------|---------------------------|
| <u>Ryzen 5 PRO 4650U with Radeon Graphics</u> | 1779 | 482 | NA | NA |
| <u>Radeon HD 6900M</u> | 1776 | 483 | NA | NA |
| <u>Radeon R9 M385X</u> | 1759 | 485 | NA | NA |
| <u>Radeon RX Vega11</u> | 1759 | 484 | NA | NA |
| <u>GeForce GTX 650</u> | 1755 | 486 | 19.65 | \$89.35* |
| <u>Radeon HD 5830</u> | 1746 | 487 | 10.92 | \$159.99* |
| <u>Quadro P500</u> | 1742 | 488 | NA | NA |
| <u>GeForce GTX 670M</u> | 1731 | 489 | NA | NA |
| <u>FirePro W600</u> | 1725 | 490 | 4.30 | \$400.99* |
| <u>FirePro W5130M</u> | 1699 | 491 | NA | NA |
| Videocard Name | Passmark G3D Mark (higher is better) | Rank (lower is better) | Videocard Value (higher is better) | Price (USD) |
| <u>Radeon R7 M465X</u> | 1690 | 492 | NA | NA |
| <u>FirePro M4000 Mobility Pro</u> | 1688 | 493 | NA | NA |
| <u>Radeon R9 M360</u> | 1682 | 494 | NA | NA |
| <u>Radeon HD 7750</u> | 1669 | 495 | 11.52 | \$144.99* |
| <u>Radeon HD 6790</u> | 1666 | 496 | 25.63 | \$64.99* |
| <u>Radeon Vega 9</u> | 1660 | 497 | NA | NA |
| <u>Quadro K3000M</u> | 1657 | 498 | 10.69 | \$155.00* |
| <u>Firepro W5170M</u> | 1655 | 499 | NA | NA |
| <u>Radeon Ryzen 5 PRO 4650U with</u> | 1653 | 500 | NA | NA |
| <u>FirePro M4000</u> | 1652 | 501 | NA | NA |
| <u>Radeon HD HD7850M</u> | 1651 | 502 | NA | NA |
| <u>Quadro K2000D</u> | 1645 | 503 | 3.95 | \$416.51* |
| <u>Radeon Pro WX 2100</u> | 1644 | 504 | NA | NA |
| <u>Quadro P400</u> | 1640 | 505 | 13.90 | \$117.99 |
| <u>Radeon HD 8870M</u> | 1638 | 506 | NA | NA |
| <u>GeForce GTX 760M</u> | 1624 | 507 | NA | NA |

| <u>GeForce GTX 750M</u> | 1004 | 507 | NA | NA |
|-----------------------------|--------------|---------------|-----------------------|---------------------------|
| Nazwa karty wideo | Passmark G3D | Ranga | Wartość karty | Cena |
| GeForce GT 755M | 1623 | (niższa jest) | wideo | NA |
| <u>Seria Radeon HD 7700</u> | 1603 | 510 | NA | NA |
| <u>Intel Iris Plus 650</u> | 1588 | 511 | NA | NA |
| <u>Radeon RX Vega 8</u> | 1586 | 512 | NA | NA |
| <u>GeForce GTX 550 Ti</u> | 1578 | 513 | 12.02 | \$131.28* |

 **Karta graficzna** ▼

| | | | | |
|---|------|-----|-----------------------|---------------------------|
| <u>Ryzen 3 PRO 4450U with Radeon Graphics</u> | 1578 | 514 | NA | NA |
| <u>Radeon E8860</u> | 1577 | 515 | NA | NA |
| <u>Radeon R9 M275X / M375</u> | 1574 | 516 | NA | NA |
| <u>Radeon Vega 8</u> | 1574 | 517 | 12.41 | \$126.86* |
| <u>Quadro K2000</u> | 1569 | 518 | 13.08 | \$120.00* |
| <u>Radeon 550X</u> | 1564 | 519 | NA | NA |
| <u>GeForce GTX 285</u> | 1555 | 520 | 8.64 | \$179.99* |
| <u>Radeon HD 7560D + HD 6670 Dual</u> | 1554 | 521 | NA | NA |
| <u>GeForce GT 740</u> | 1547 | 522 | 10.03 | \$154.32* |
| <u>Radeon HD 8470D + HD 7500 Dual</u> | 1545 | 523 | NA | NA |
| <u>Ryzen 3 PRO 4300U with Radeon Graphics</u> | 1542 | 524 | NA | NA |
| <u>FirePro V8700</u> | 1538 | 525 | NA | NA |
| <u>Intel UHD 630</u> | 1535 | 526 | NA | NA |
| <u>FirePro M6000 Mobility Pro</u> | 1529 | 527 | NA | NA |
| <u>GeForce 940MX</u> | 1528 | 528 | NA | NA |
| <u>Radeon HD 4890</u> | 1526 | 529 | 13.88 | \$109.99* |
| <u>Radeon RX Vega 10</u> | 1524 | 530 | NA | NA |
| <u>Radeon Vega 10</u> | 1515 | 531 | NA | NA |
| <u>GeForce GTX 675MX</u> | 1512 | 532 | NA | NA |
| <u>FirePro W4100</u> | 1508 | 533 | 10.07 | \$149.86* |
| <u>Radeon HD 7870M</u> | 1507 | 534 | NA | NA |
| <u>Ryzen 5 2500U with Radeon Vega</u> | 1503 | 535 | NA | NA |
| <u>Intel Iris Pro Graphics 6200</u> | 1501 | 536 | NA | NA |
| <u>Quadro 4000</u> | 1496 | 537 | 1.66 | \$900.99 |
| <u>Radeon HD 6670 + 7660D Dual</u> | 1492 | 538 | NA | NA |
| <u>GeForce MX110</u> | 1484 | 540 | NA | NA |
| <u>Radeon HD 7660D + HD 6670 Dual</u> | 1484 | 539 | NA | NA |

Passmark G3D

| Videocard Name | Passmark G3D (higher is better) <i>(im wyższy)</i> | Rank (lower is better) <i>(niższa jest)</i> | Videocard Value (higher is better) <i>(im wyższy)</i> | Price (USD) <i>Cena</i> |
|---|--|---|---|-------------------------------|
| Nazwa karty wideo | | | | |
| Radeon R9 M365X | 1481 | 542 | NA | NA |
| Radeon Vega 8 Mobile | 1480 | 543 | NA | NA |
| Radeon Ryzen 3 4300U with | 1455 | 544 | NA | NA |
| Intel HD P530 | 1453 | 546 | NA | NA |

Karta graficzna ▼

| | | | | |
|--|------|-----|-----------------------|---------------------------|
| Radeon Vega 10 Mobile | 1453 | 545 | NA | NA |
| Radeon R7 M380 | 1446 | 547 | NA | NA |
| GeForce GTX 275 | 1444 | 548 | 12.04 | \$119.99* |
| Radeon R9 M270X | 1444 | 549 | NA | NA |
| Radeon Ryzen 5 PRO 4400GE with | 1441 | 550 | NA | NA |
| Radeon HD 8470D + HD 6670 Dual | 1435 | 551 | NA | NA |
| FirePro V5800 | 1432 | 552 | 26.05 | \$54.99* |
| Radeon HD 7560D + 7670 Dual | 1426 | 553 | NA | NA |
| Intel Iris Pro P6300 | 1423 | 554 | NA | NA |
| Intel Iris 550 | 1419 | 555 | NA | NA |
| Radeon R7 M370 | 1417 | 556 | NA | NA |
| Radeon Pro WX 4170 | 1409 | 557 | NA | NA |
| Quadro K2100M | 1397 | 558 | 2.54 | \$550.00* |
| Ryzen 3 4300U with Radeon Graphics | 1387 | 559 | NA | NA |
| Radeon HD 7560D + HD 7670 Dual | 1380 | 560 | NA | NA |
| Radeon 540 | 1375 | 562 | NA | NA |
| Radeon R7 PRO A12-8870 | 1375 | 561 | NA | NA |
| Radeon 540X | 1373 | 563 | NA | NA |
| Radeon HD 7850M | 1372 | 564 | NA | NA |
| FirePro M40003 | 1364 | 566 | NA | NA |
| Radeon RX 640 | 1364 | 565 | NA | NA |
| Radeon HD 8670D + 6670 Dual | 1361 | 567 | NA | NA |
| GeForce GTX 560M | 1351 | 568 | NA | NA |
| Radeon HD 5770 | 1347 | 569 | 3.65 | \$369.22* |
| GeForce GT 750M | 1346 | 571 | NA | NA |
| Radeon HD 7560D + HD 7700 Dual | 1346 | 570 | NA | NA |
| FireStream 9270 | 1341 | 572 | NA | NA |
| GeForce 930MX | 1340 | 573 | NA | NA |

| FirePro V5900 | 1325 | 574 | 4.14 | \$319.99* |
|--|-------------------|--------------------|---------------------|-----------|
| Nazwa karty wideo | Passmark G3D Mark | Ranga (niższa jest | Wartość karty wideo | Cena |
| FirePro M5950 | 1314 | 577 | NA | NA |
| Radeon R9 M370X | 1310 | 578 | NA | NA |
| Radeon HD 4870 X2 | 1309 | 580 | NA | NA |
| Radeon R7 PRO A8-8670E | 1309 | 579 | NA | NA |

Karta graficzna ▼

| Intel Iris Plus 640 | 1306 | 581 | NA | NA |
|--|--------------------------------------|------------------------|------------------------------------|-----------------------------|
| Radeon R7 M465 | 1306 | 582 | NA | NA |
| Radeon HD 8790M | 1305 | 584 | NA | NA |
| Tesla M2070-Q | 1305 | 583 | NA | NA |
| Radeon HD 4870 | 1301 | 585 | 10.02 | \$129.99* |
| TENSOR 1.0 Driver Intel HD 630 | 1299 | 586 | NA | NA |
| GeForce GTX 760A | 1281 | 588 | NA | NA |
| Radeon R7 A370 | 1281 | 589 | NA | NA |
| Radeon R7 FX-9830P RADEON | 1281 | 587 | NA | NA |
| Videocard Name | Passmark G3D Mark (higher is better) | Rank (lower is better) | Videocard Value (higher is better) | Price (USD) |
| Intel HD P630 | 1276 | 590 | NA | NA |
| FirePro 3D V8750 | 1271 | 591 | 1.03 | \$1,230.99* |
| Radeon R9 255 | 1268 | 592 | 3.69 | \$344.16* |
| Radeon 630 | 1261 | 593 | NA | NA |
| Radeon HD 8570D + HD 6670 Dual | 1260 | 594 | NA | NA |
| Radeon HD 7560D + HD 7600 Dual | 1258 | 595 | NA | NA |
| GeForce GPU | 1246 | 596 | NA | NA |
| Radeon HD 7730 | 1246 | 597 | 24.93 | \$49.99* |
| Quadro 2000 D | 1239 | 598 | NA | NA |
| Radeon HD 8570D + 6570 Dual | 1239 | 599 | NA | NA |
| Radeon HD 7660D + 6670 Dual | 1238 | 600 | NA | NA |
| Quadro FX 5800 | 1237 | 601 | 6.92 | \$178.89* |
| Radeon HD 7560D + HD 6570 Dual | 1237 | 602 | NA | NA |
| Radeon R7 + R5 340 Dual | 1234 | 603 | NA | NA |
| Quadro 4000M | 1233 | 604 | 13.55 | \$91.01* |
| GeForce GTS 450 | 1232 | 605 | 15.41 | \$79.99* |
| Radeon R7 + R7 250 Dual | 1232 | 606 | NA | NA |
| FirePro 3D V5800 | 1231 | 607 | 3.33 | \$369.99* |


Karta graficzna ▼

| <u>GeForce 930A</u> Nazwa karty wideo | Passmark G3D Mark <i>(im wyższy)</i> | Rank <i>(niższa jest)</i> | Wartość karty NA Wideo <i>(im wyższa)</i> | NA Cena <i>(USD)</i> |
|--|--|------------------------------|--|----------------------------|
| <u>Intel Iris 540</u> | 1223 | 610 | NA | NA |
| <u>Radeon HD 8670D + HD 6670 Dual</u> | 1221 | 611 | NA | NA |
| <u>GeForce GTX 260</u> | 1219 | 612 | 12.79 | \$95.38* |
| <u>Radeon HD 8790M / R9 M290X</u> | 1210 | 613 | NA | NA |

| | | | | |
|-------------------------------------|--|--|--|-------------------------------|
| <u>FirePro 3D V8700</u> | 1206 | 614 | 6.03 | \$199.99* |
| <u>N16P-GX</u> | 1204 | 615 | NA | NA |
| <u>Radeon HD 7660D + 7540D Dual</u> | 1204 | 616 | NA | NA |
| <u>Radeon Vega 6</u> | 1202 | 617 | 0.67 | \$1,799.99* |
| <u>Quadro K620M</u> | 1200 | 618 | NA | NA |
| <u>Firepro W4190M</u> | 1194 | 619 | NA | NA |
| <u>Radeon HD 7750M</u> | 1191 | 620 | NA | NA |
| <u>Radeon R7 +8G</u> | 1190 | 621 | NA | NA |
| <u>Intel HD 630</u> | 1182 | 622 | NA | NA |
| <u>Radeon R7 250</u> | 1180 | 623 | 19.67 | \$59.99* |
| <u>GeForce GT 640</u> | 1168 | 624 | 7.08 | \$165.00* |
| <u>GeForce GT 650M</u> | 1166 | 625 | NA | NA |
| <u>FireStream 9250</u> | 1164 | 626 | NA | NA |
| <u>Barco MXRT 5400</u> | 1161 | 627 | NA | NA |
| <u>Radeon R7 430</u> | 1159 | 628 | 12.07 | \$96.04 |
| <u>Intel Coffee Lake UHD</u> | 1158 | 629 | NA | NA |
| <u>Radeon HD 5750</u> | 1148 | 630 | 16.54 | \$69.41* |
| <u>Radeon R9 M280X</u> | 1147 | 631 | NA | NA |
| <u>GeForce 940A</u> | 1144 | 632 | NA | NA |
| <u>GeForce GT 745A</u> | 1144 | 633 | NA | NA |
| <u>GeForce GTX 460M</u> | 1144 | 634 | NA | NA |
| <u>Radeon HD 8850M / R9 M265X</u> | 1139 | 635 | NA | NA |
| <u>GeForce 840A</u> | 1136 | 637 | NA | NA |
| <u>Radeon R7 + R7 200 Dual</u> | 1136 | 636 | NA | NA |
| <u>Radeon HD 4850 X2</u> | 1132 | 638 | NA | NA |
| Videocard Name | Passmark G3D Mark <i>(higher is better)</i> | Rank <i>(lower is better)</i> | Videocard Value <i>(higher is better)</i> | Price <i>(USD)</i> |
| <u>GeForce GTX 295</u> | 1131 | 639 | 7.07 | \$159.99* |
| <u>Radeon HD 7560D + 6670 Dual</u> | 1130 | 640 | NA | NA |


Karta graficzna ▼

| <u>Radeon R7 PRO A12-8870E</u> Nazwa karty wideo | Passmark G3D 1127 Mark <i>(im wyższy)</i> | Ranga (niższa jest) | Wartość karty NA Wideo <i>(im wyższa)</i> | NA Cena (USD) |
|---|--|------------------------|--|---------------------|
| <u>Radeon R7 PRO A12-9800</u> | 1125 | 643 | NA | NA |
| <u>RadeonT R5 430</u> | 1123 | 644 | NA | NA |
| <u>Radeon HD 7660D + 7500 Dual</u> | 1121 | 645 | NA | NA |
| <u>Radeon 535</u> | 1116 | 646 | NA | NA |

| | | | | |
|--|------|-----|-----------------------|---------------------------|
| <u>Radeon R7 A10-8850</u> | 1114 | 648 | NA | NA |
| <u>Radeon R9 M275</u> | 1114 | 647 | 1.59 | \$699.99* |
| <u>Radeon Vega 3 Mobile</u> | 1113 | 649 | NA | NA |
| <u>Quadro K1100M</u> | 1109 | 650 | 22.20 | \$49.95* |
| <u>Quadro M500M</u> | 1108 | 651 | NA | NA |
| <u>Radeon R7 A12-9800E RADEON</u> | 1105 | 652 | 7.94 | \$139.19* |
| <u>Quadro 2100M</u> | 1100 | 655 | NA | NA |
| <u>Radeon HD 7660D + 6570 Dual</u> | 1100 | 654 | NA | NA |
| <u>Radeon R7 A10-9700E RADEON</u> | 1100 | 653 | NA | NA |
| <u>GeForce 940M</u> | 1097 | 656 | NA | NA |
| <u>Radeon R5 PRO A6-9500 2C+6G</u> | 1096 | 657 | NA | NA |
| <u>GeForce GTX 850M - MODDED</u> | 1091 | 658 | NA | NA |
| <u>MIRRORV3</u> | 1080 | 659 | NA | NA |
| <u>Barco MXRT 5450</u> | 1079 | 660 | NA | NA |
| <u>GeForce GT 545</u> | 1071 | 661 | 19.28 | \$55.59* |
| <u>Radeon HD 8450G + 8600/8700M Dual</u> | 1070 | 662 | NA | NA |
| <u>GeForce 920MX</u> | 1067 | 663 | NA | NA |
| <u>FirePro V4900</u> | 1066 | 664 | 7.36 | \$144.99* |
| <u>FirePro M4170</u> | 1065 | 665 | NA | NA |
| <u>Radeon R7 M350</u> | 1064 | 666 | NA | NA |
| <u>Radeon HD 7660D + 7670 Dual</u> | 1061 | 667 | NA | NA |
| <u>Radeon HD 7520G + 7700M Dual</u> | 1060 | 668 | NA | NA |
| <u>Firepro M4100</u> | 1059 | 669 | NA | NA |
| <u>Radeon HD 6750</u> | 1055 | 670 | 21.10 | \$49.99* |
| <u>Intel UHD Graphics 620</u> | 1054 | 672 | NA | NA |
| <u>Radeon R5 340</u> | 1054 | 671 | NA | NA |
| <u>OPAL XT/GL</u> | 1053 | 673 | NA | NA |
| <u>Radeon HD 7670A</u> | 1050 | 674 | NA | NA |

| <u>GeForce GTX 850A</u> | 1049 | 675 | NA | NA |
|-----------------------------------|--------------|--------------|---------------|------|
| Nazwa karty wideo | Passmark G3D | Ranga | Wartość karty | Cena |
| <u>Radeon R7 R7 240 Dual</u> | Mark | (niższa jest | wideo | USD) |
| | marki | lepsza | marki | |
| <u>Mobility Radeon HD 5870</u> | 1047 | 678 | NA | NA |
| <u>Radeon R7 A12-9730P RADEON</u> | 1047 | 679 | NA | NA |
| <u>Radeon R7 + R7 240 Dual</u> | 1045 | 680 | NA | NA |
| <u>Radeon R7 A10-9700 RADEON</u> | 1043 | 682 | NA | NA |

Karta graficzna ▼

| <u>Radeon R7 Opteron X3421</u> | 1043 | 681 | NA | NA |
|--|--|---------------------------|---------------------------------------|---------------------------|
| <u>GeForce GTX 280</u> | 1040 | 683 | 1.99 | \$522.78* |
| <u>Quadro K2000M</u> | 1039 | 685 | 7.22 | \$144.04* |
| <u>Radeon HD 8570D + 6670 Dual</u> | 1039 | 684 | NA | NA |
| <u>Radeon HD 8570D + HD 8570 Dual</u> | 1032 | 686 | NA | NA |
| <u>Radeon HD 8600/8700M</u> | 1029 | 687 | NA | NA |
| Videocard Name | Passmark G3D Mark (higher is better) | Rank (lower is better) | Videocard Value (higher is better) | Price (USD) |
| <u>Radeon HD7570</u> | 1028 | 688 | NA | NA |
| <u>Radeon R7 + R5 330 Dual</u> | 1028 | 689 | NA | NA |
| <u>Quadro 3000M</u> | 1023 | 690 | 14.62 | \$69.99* |
| <u>Radeon HD 8670D + R7 240 Dual</u> | 1020 | 691 | NA | NA |
| <u>GeForce 930M</u> | 1017 | 692 | NA | NA |
| <u>Radeon HD 6700M</u> | 1016 | 693 | NA | NA |
| <u>NVS 810</u> | 1015 | 694 | 1.62 | \$624.99* |
| <u>Radeon R5 A6-9500E 2C+4G</u> | 1014 | 695 | NA | NA |
| <u>Radeon HD 7690M XT</u> | 1009 | 696 | NA | NA |
| <u>Intel Iris Pro 5200</u> | 1008 | 697 | NA | NA |
| <u>GeForce 830A</u> | 1004 | 698 | NA | NA |
| <u>Radeon R7 M460</u> | 1004 | 699 | NA | NA |
| <u>Radeon HD 7690M</u> | 1003 | 700 | NA | NA |
| <u>Radeon HD 7660G + HD 7500/7600 7500/7600 Dual</u> | 1002 | 702 | NA | NA |
| <u>Radeon HD 8570</u> | 1002 | 701 | 10.16 | \$98.68* |
| <u>Radeon HD 7660G + HD 7500M/7600M Dual</u> | 999 | 704 | NA | NA |
| <u>Radeon HD 8570D + R7 200 Dual</u> | 999 | 703 | NA | NA |
| <u>Radeon HD 7640G + HD 8750M Dual</u> | 996 | 705 | NA | NA |
| <u>Intel HD 530</u> | 991 | 706 | NA | NA |
| <u>FirePro M4150</u> | 990 | 707 | NA | NA |


Karta graficzna ▼

| <u>Quadro 2000D</u> Nazwa karty wideo | Passmark G3D 988 Mark <i>(im wyższy)</i> | Rank 710 <i>(niższa jest)</i> | Wartość karty 5.82 wideo <i>(im wyższa)</i> | \$170.00* Cena <i>(USD)</i> |
|--|---|-------------------------------------|--|-----------------------------------|
| <u>Radeon HD 7560D + 7570 Dual</u> | 985 | 710 | NA | NA |
| <u>Radeon HD 8690M</u> | 984 | 711 | NA | NA |
| <u>Radeon HD 7560D + 7560D Dual</u> | 982 | 712 | NA | NA |
| <u>GeForce GT 745M</u> | 978 | 713 | NA | NA |

| <u>Radeon R5 A10-9630P 4C+6G</u> | 977 | 714 | NA | NA |
|---|---|----------------------------------|--|----------------|
| <u>Radeon HD 8670D + 8570 Dual</u> | 974 | 715 | NA | NA |
| <u>Radeon E6760</u> | 973 | 716 | 4.06 | \$239.99* |
| <u>Radeon HD 8850M</u> | 973 | 717 | NA | NA |
| <u>Quadro FX 4800</u> | 970 | 718 | 6.99 | \$138.98* |
| <u>Radeon R6 A10-9600P 4C+6G</u> | 970 | 719 | NA | NA |
| <u>Radeon HD 7660G N HD 7660G + HD 7700M N HD 7700M D</u> | 966 | 720 | NA | NA |
| <u>Radeon HD 6770M</u> | 964 | 721 | NA | NA |
| <u>Radeon R7 A10-7870K</u> | 964 | 722 | NA | NA |
| <u>Radeon HD 8570D + R7 240 Dual</u> | 963 | 723 | NA | NA |
| <u>Radeon R7 PRO A10-8770</u> | 959 | 724 | NA | NA |
| <u>Radeon HD 5600/5700</u> | 958 | 725 | NA | NA |
| <u>Radeon R7 A10 PRO-7850B</u> | 958 | 726 | NA | NA |
| <u>Radeon R6 Opteron X3418</u> | 955 | 727 | NA | NA |
| <u>Radeon R7 A265</u> | 954 | 728 | NA | NA |
| <u>Radeon R7 A8-7500</u> | 952 | 729 | NA | NA |
| <u>Radeon HD 4850</u> | 951 | 730 | 22.32 | \$42.62* |
| <u>GeForce GT 645M</u> | 950 | 731 | NA | NA |
| <u>Radeon HD 8570 + HD 7660D Dual</u> | 949 | 733 | NA | NA |
| <u>Radeon HD 8670D + R7 200 Dual</u> | 949 | 732 | NA | NA |
| <u>FirePro W4170M</u> | 948 | 734 | NA | NA |
| <u>Radeon R7 M260X</u> | 948 | 735 | NA | NA |
| <u>Quadro CX</u> | 947 | 736 | 6.32 | \$149.95* |
| Videocard Name | Passmark G3D Mark <i>(higher is better)</i> | Rank <i>(lower is better)</i> | Videocard Value <i>(higher is better)</i> | Price (USD) |
| <u>Radeon HD 6670/7670</u> | 945 | 737 | NA | NA |
| <u>Radeon HD 7640G + 7690M Dual</u> | 945 | 738 | NA | NA |
| <u>Radeon R7 PRO A10-8850B</u> | 945 | 739 | NA | NA |
| <u>Radeon R7 A10-7850K</u> | 944 | 740 | NA | NA |

| <u>Radeon R7 A10-7600</u> | Passmark G3D | 140 | Wartość karty | NA |
|---------------------------------------|--------------|--------------|----------------------|---------------------------|
| Nazwa karty wideo | Mark | Ranga | wideo | Cena |
| <u>Radeon HD 7660D + R7 240 Dual</u> | 941 | (niższa jest | NA | NA |
| <u>Radeon HD 6750M</u> | 937 | 743 | NA | NA |
| <u>Radeon 530</u> | 936 | 744 | NA | NA |
| <u>Radeon HD 4770</u> | 935 | 745 | NA | NA |
| <u>Radeon HD 7560D + HD 8570 Dual</u> | 935 | 746 | NA | NA |
| <u>Radeon HD 7660G + 7730M Dual</u> | 931 | 747 | NA | NA |
| <u>Radeon R7 240 + HD 8670D Dual</u> | 930 | 749 | NA | NA |
| <u>Radeon R7 340</u> | 930 | 748 | NA | NA |
| <u>Radeon R9 M375</u> | 928 | 750 | NA | NA |
| <u>Radeon. HD 7730M</u> | 928 | 751 | NA | NA |
| <u>Quadro 2000</u> | 927 | 752 | 9.27 | \$99.99* |
| <u>Intel Iris Pro 6100</u> | 925 | 753 | NA | NA |
| <u>Radeon R7 PRO A12-9800E</u> | 925 | 755 | NA | NA |
| <u>Radeon Vega 3</u> | 925 | 754 | 1.93 | \$479.99* |
| <u>Intel HD Graphics 620</u> | 923 | 756 | NA | NA |
| <u>GeForce 920A</u> | 919 | 757 | NA | NA |
| <u>Radeon R7 240 + HD 8570D Dual</u> | 917 | 758 | NA | NA |
| <u>FirePro W2100</u> | 913 | 760 | 8.01 | \$113.99* |
| <u>GRID M10-0Q</u> | 913 | 759 | NA | NA |
| <u>GRID K220Q</u> | 912 | 762 | NA | NA |
| <u>Radeon R7 A8-8650</u> | 912 | 761 | NA | NA |
| <u>GRID M6-0B</u> | 911 | 763 | NA | NA |
| <u>Radeon 6750M</u> | 911 | 765 | NA | NA |
| <u>Radeon R7 A12-9800 RADEON</u> | 911 | 764 | NA | NA |
| <u>Radeon HD 8550G + 7600M Dual</u> | 901 | 767 | NA | NA |
| <u>Radeon R7 M365X</u> | 901 | 766 | NA | NA |
| <u>Barco MXRT 2600</u> | 900 | 770 | NA | NA |
| <u>Barco MXRT 7400</u> | 900 | 769 | NA | NA |
| <u>Radeon R9 M265X</u> | 900 | 768 | NA | NA |
| <u>Radeon R7 + R5 Dual</u> | 897 | 771 | NA | NA |
| <u>Radeon R5 430</u> | 896 | 772 | 1.09 | \$819.00* |
| <u>Radeon HD 8750M</u> | 895 | 773 | NA | NA |
| <u>GeForce GT 640M</u> | 894 | 774 | NA | NA |


Karta graficzna ▼

| <u>7900 MOD - Radeon HD 6550D</u> | 892 | 775 | NA | NA |
|-------------------------------------|--------------|--------------|---------------|--------|
| Nazwa karty wideo | Passmark G3D | Ranga | Wartość karty | Cena |
| Intel Iris 630 | Mark | (niższa jest | wideo | USD) |
| | wyższa | wyższa | niższa | niższa |
| <u>RADEON</u> | | | | |
| <u>Radeon HD 8650G + 7670M Dual</u> | 883 | 778 | NA | NA |
| <u>Radeon R7 A10-8750</u> | 883 | 779 | NA | NA |
| <u>Radeon R7 PRO A12-8830B</u> | 882 | 780 | NA | NA |

Karta graficzna ▼

| <u>Radeon HD 7660G + HD 7730M Dual</u> | 881 | 782 | NA | NA |
|--|--|---------------------------|---------------------------------------|---------------------------|
| <u>Radeon R7 M440</u> | 881 | 781 | NA | NA |
| <u>Radeon R7 A8-7670K</u> | 876 | 783 | NA | NA |
| <u>LMIMIRR</u> | 874 | 784 | NA | NA |
| <u>Radeon R5 M435</u> | 873 | 785 | NA | NA |
| Videocard Name | Passmark G3D Mark (higher is better) | Rank (lower is better) | Videocard Value (higher is better) | Price (USD) |
| <u>Radeon 520</u> | 872 | 786 | NA | NA |
| <u>Radeon HD 4830</u> | 870 | 787 | 14.51 | \$59.99* |
| <u>Radeon R7 G</u> | 869 | 788 | NA | NA |
| <u>Radeon HD 8570D + HD 6570 Dual</u> | 868 | 789 | NA | NA |
| <u>Radeon 535DX</u> | 867 | 790 | NA | NA |
| <u>Mobility Radeon HD 4850</u> | 866 | 791 | NA | NA |
| <u>Radeon HD 8470D + HD 6450 Dual</u> | 862 | 792 | NA | NA |
| <u>Radeon 620</u> | 859 | 793 | NA | NA |
| <u>Radeon R7 PRO A12-9800B</u> | 858 | 794 | NA | NA |
| <u>Intel UHD 617</u> | 857 | 795 | NA | NA |
| <u>Intel HD 520</u> | 856 | 796 | NA | NA |
| <u>Radeon HD 8550G + HD 7600M Dual</u> | 854 | 797 | NA | NA |
| <u>FirePro 3D V4800</u> | 853 | 799 | 5.33 | \$159.99* |
| <u>Radeon HD 7670</u> | 853 | 798 | NA | NA |
| <u>Radeon R5 A6-9500 2C+6G</u> | 853 | 800 | NA | NA |
| <u>Radeon R7 A8-7500 4C+6G</u> | 853 | 801 | NA | NA |
| <u>Radeon HD 8500M/8700M</u> | 852 | 802 | NA | NA |
| <u>Intel Iris 6100</u> | 850 | 803 | NA | NA |
| <u>Radeon R5 PRO A6-8570 2C+6G</u> | 847 | 804 | NA | NA |
| <u>GeForce GT 730M</u> | 842 | 805 | NA | NA |
| <u>Radeon R5 435</u> | 840 | 806 | NA | NA |
| <u>FireGL V8600</u> | 838 | 807 | NA | NA |


Karta graficzna

| <u>Radeon HD 8470D + 6570 Dual</u> Nazwa karty wideo | Passmark G3D Mark (im wyższy) | Rank (niższa jest) | Wartość karty NA Wideo (im wyższa) | NA Cena (USD) |
|---|-------------------------------------|-----------------------|---|---------------------|
| <u>Radeon HD 6650A</u> | 835 | 810 | NA | NA |
| <u>GeForce GT 445M</u> | 833 | 811 | NA | NA |
| <u>Radeon HD 7560D + 6570 Dual</u> | 833 | 812 | NA | NA |
| <u>Radeon HD 7520G + HD 7500/7600 Dual</u> | 832 | 813 | NA | NA |

| <u>Radeon HD 7660G + 7600M Dual</u> | 831 | 815 | NA | NA |
|---|--|---------------------------|---------------------------------------|---------------------------|
| <u>Radeon HD 8650G + 8600/8700M Dual</u> | 831 | 814 | NA | NA |
| <u>Intel HD 5200</u> | 830 | 816 | NA | NA |
| <u>Radeon R7 240</u> | 830 | 817 | 11.86 | \$69.99* |
| <u>Radeon R7 A10-7860K</u> | 829 | 818 | NA | NA |
| <u>GeForce GT 635</u> | 828 | 819 | 12.38 | \$66.94* |
| <u>GRID M60-0Q</u> | 827 | 820 | NA | NA |
| <u>Intel HD 6000</u> | 827 | 821 | NA | NA |
| <u>3DP Edition</u> | 826 | 822 | NA | NA |
| <u>Radeon HD 7640G N HD 7640G + HD 7600M N HD 7600M D</u> | 824 | 824 | NA | NA |
| <u>Radeon R7 PRO A10-9700</u> | 824 | 823 | NA | NA |
| <u>Quadro 2000M</u> | 823 | 825 | 17.69 | \$46.56* |
| <u>Radeon HD 3850 X2</u> | 822 | 826 | NA | NA |
| <u>Radeon HD 7540D + 7500 Dual</u> | 821 | 828 | NA | NA |
| <u>Radeon R7 FX-8800P</u> | 821 | 827 | NA | NA |
| <u>Radeon HD 8550G + HD 8750M Dual</u> | 819 | 830 | NA | NA |
| <u>Radeon HD 8650G + HD 7600M Dual</u> | 819 | 829 | NA | NA |
| <u>Radeon R7 A10 Extreme Edition</u> | 816 | 831 | NA | NA |
| <u>Radeon HD 8670D + 7000 Dual</u> | 811 | 832 | NA | NA |
| <u>GRID K1</u> | 810 | 833 | 2.05 | \$395.00* |
| <u>Radeon R7 M260DX</u> | 810 | 834 | NA | NA |
| Videocard Name | Passmark G3D Mark (higher is better) | Rank (lower is better) | Videocard Value (higher is better) | Price (USD) |
| <u>GeForce GT 730</u> | 802 | 836 | 10.49 | \$76.50 |
| <u>Radeon HD 8550G + 8600/8700M Dual</u> | 802 | 835 | NA | NA |
| <u>Radeon R7 A10-7890K</u> | 800 | 837 | NA | NA |
| <u>Radeon HD 8650G + HD 8790M Dual</u> | 799 | 838 | NA | NA |
| <u>GeForce 9800 GX2</u> | 797 | 839 | NA | NA |
| <u>Radeon HD 8650G N HD 8650G + HD</u> | 796 | 840 | NA | NA |

| <u>Radeon R7 PRO A10-8700E</u> 8600/8700M Dual Nazwa karty wideo | 790 Passmark G3D Mark (im wyższy) | 840 Ranga (niższa jest) | NA Wartość karty wideo (im wyższa) | NA Cena (USD) |
|--|--|-------------------------------|---|---------------------|
| <u>Radeon R7 PRO A10-8700E</u> | 795 | 841 | NA | NA |
| <u>Radeon R5 A10-9600P RADEON R5, 10 COMPUTE CORES 4C</u> | 794 | 843 | NA | NA |
| <u>Radeon R8 M445DX</u> | 793 | 844 | NA | NA |
| <u>Radeon R7 A10-7800</u> | 789 | 845 | NA | NA |

Karta graficzna ▼

| | | | | |
|---|-----|-----|-----------------------|---------------------------|
| <u>GeForce GT 440</u> | 788 | 846 | 11.27 | \$69.99* |
| <u>Radeon HD 5670</u> | 786 | 848 | 16.44 | \$47.84* |
| <u>Radeon HD 8650G + 8750M Dual</u> | 786 | 847 | NA | NA |
| <u>GeForce GT 740M</u> | 782 | 849 | NA | NA |
| <u>GRID K180Q</u> | 782 | 850 | NA | NA |
| <u>Quadro FX 3800</u> | 781 | 853 | 7.89 | \$98.99* |
| <u>Radeon R7 A365</u> | 781 | 852 | NA | NA |
| <u>Radeon R7 PRO A6-9500 2C+6G</u> | 781 | 851 | NA | NA |
| <u>Radeon HD 8650G + HD 8750M Dual</u> | 778 | 854 | NA | NA |
| <u>Radeon R7 A12-9720P RADEON</u> | 778 | 855 | 2.13 | \$365.48* |
| <u>GRID P40-4Q</u> | 777 | 856 | NA | NA |
| <u>Quadro K1000M</u> | 776 | 857 | 11.10 | \$69.95* |
| <u>Radeon HD 7640G + 7500M/7600M Dual</u> | 775 | 858 | NA | NA |
| <u>GeForce 730A</u> | 774 | 861 | NA | NA |
| <u>GeForce GT 340</u> | 774 | 859 | 14.62 | \$52.99* |
| <u>Quadro K600</u> | 774 | 860 | 22.13 | \$34.99* |
| <u>Mobility Radeon HD 5000</u> | 773 | 864 | NA | NA |
| <u>Radeon HD 7600M + 7600M Dual</u> | 773 | 862 | NA | NA |
| <u>Radeon HD 8650G N HD 8650G + HD 8570M Dual</u> | 773 | 863 | NA | NA |
| <u>Radeon R5 PRO A6-9500E 2C+4G</u> | 770 | 865 | NA | NA |
| <u>GeForce 9800 GTX</u> | 769 | 867 | NA | NA |
| <u>Radeon HD 4810</u> | 769 | 866 | NA | NA |
| <u>GeForce 825M</u> | 768 | 868 | NA | NA |
| <u>Intel UHD 615</u> | 768 | 869 | NA | NA |
| <u>Quadro K420</u> | 767 | 870 | 4.08 | \$188.32* |
| <u>Mobility Radeon HD 5850</u> | 763 | 872 | NA | NA |
| <u>Radeon HD 8650G + HD 8600/8700M Dual</u> | 763 | 871 | NA | NA |
| <u>NVIDIA 510</u> | 760 | 870 | 0.10 | \$015.00* |

| | | | | |
|--|---------------------|------------------------------|------------------------------|------------|
| <u>NVS 510</u> | Passmark G3D 762 | 873 | 242 | \$315.28 |
| Nazwa karty wideo Radeon HD 6450 + 8470D Dual | Mark 762 | Ranga (niższa jest 874 | Wartość karty wideo NA | Cena NA |

Karta graficzna ▼

| | | | | |
|--|-----|-----|----|----|
| <u>Radeon HD 7660G + HD 7500/7600 Dual</u> | 760 | 876 | NA | NA |
| <u>Radeon HD 7660G + HD 8500M Dual</u> | 758 | 877 | NA | NA |
| <u>Radeon HD 7660G + 7700M Dual</u> | 757 | 880 | NA | NA |

| | | | | |
|---|---|-------------------------------|---|--------------------|
| <u>Radeon HD 8650G + HD 8600M N HD 8600M Dual</u> | 757 | 879 | NA | NA |
| <u>Radeon R7 PRO A10-9700B</u> | 757 | 878 | NA | NA |
| <u>Intel HD 615</u> | 756 | 882 | NA | NA |
| <u>Radeon R7 A10 PRO-7800B</u> | 756 | 881 | NA | NA |
| <u>Quadro 1100M</u> | 755 | 883 | NA | NA |
| Videocard Name | Passmark G3D Mark (higher is better) | Rank (lower is better) | Videocard Value (higher is better) | Price (USD) |
| <u>Radeon R7 M270</u> | 755 | 884 | NA | NA |
| <u>Radeon HD 6800M</u> | 754 | 885 | NA | NA |
| <u>Radeon HD 7640G + 7450M Dual</u> | 754 | 886 | NA | NA |
| <u>Radeon HD 8570D + HD 7000 Dual</u> | 753 | 888 | NA | NA |
| <u>Radeon R7 A8-9600 RADEON</u> | 753 | 887 | NA | NA |
| <u>Radeon HD 7660G + HD 7700M Dual</u> | 751 | 889 | NA | NA |
| <u>Incredible HD 4600</u> | 749 | 890 | NA | NA |
| <u>Radeon M535DX</u> | 749 | 891 | NA | NA |
| <u>Radeon HD 7640G + 7650M Dual</u> | 747 | 893 | NA | NA |
| <u>Radeon HD 7660G + HD 8600/8700M Dual</u> | 747 | 894 | NA | NA |
| <u>Radeon R8 M535DX</u> | 747 | 892 | NA | NA |
| <u>Radeon HD 8670D + R5 330 Dual</u> | 746 | 895 | NA | NA |
| <u>Intel Iris 5100</u> | 745 | 897 | NA | NA |
| <u>Radeon HD 7660G + 7610M Dual</u> | 745 | 896 | NA | NA |
| <u>Radeon HD 7660G + 7670M Dual</u> | 743 | 899 | NA | NA |
| <u>Radeon R5 235 + HD 7560D Dual</u> | 743 | 898 | NA | NA |
| <u>GeForce GT 730A</u> | 742 | 900 | NA | NA |
| <u>Radeon HD 6650M</u> | 741 | 901 | NA | NA |
| <u>Radeon HD 8650G + 7600M Dual</u> | 741 | 902 | NA | NA |
| <u>Radeon R8 M365DX</u> | 740 | 903 | NA | NA |
| <u>GRID K160Q</u> | 739 | 904 | NA | NA |


Karta graficzna

| <u>Intel Poison Ivy</u> Nazwa karty wideo | Passmark G3D 738 Mark <i>(im wyższy)</i> | Rank <i>(niższa jest)</i> | Wartość karty NA wideo <i>(im wyższa)</i> | NA Cena <i>(USD)</i> |
|--|---|------------------------------|--|----------------------------|
| <u>Radeon R5 Z35 + HD 8570D Dual</u> | 737 | 907 | NA | NA |
| <u>Radeon R5 A10-9620P 4C+6G</u> | 731 | 908 | NA | NA |
| <u>Radeon HD 7550M/7650M</u> | 728 | 910 | NA | NA |
| <u>Radeon R7 A8-7600</u> | 728 | 909 | NA | NA |

| <u>GRID K140Q</u> | 727 | 911 | NA | NA |
|---|---|----------------------------------|--|---------------------------|
| <u>GeForce 920M</u> | 726 | 912 | NA | NA |
| <u>GeForce 720A</u> | 724 | 913 | NA | NA |
| <u>Quadro K610M</u> | 724 | 914 | 9.66 | \$75.00* |
| <u>Radeon HD 7660G N HD 7660G + HD 7600M N HD 7600M D</u> | 722 | 915 | NA | NA |
| <u>Radeon HD 8650G + R5 M200 Dual</u> | 722 | 917 | NA | NA |
| <u>Radeon R5 A6-7480</u> | 722 | 916 | NA | NA |
| <u>Asus GTX 650 FML II EC-EGPU</u> | 720 | 918 | NA | NA |
| <u>Radeon R7 A360</u> | 720 | 919 | NA | NA |
| <u>Mobility Radeon HD 4870</u> | 719 | 920 | NA | NA |
| <u>Radeon HD 7540D + 6570 Dual</u> | 719 | 922 | NA | NA |
| <u>Radeon R7 PRO A12-8800B</u> | 719 | 921 | NA | NA |
| <u>Intel UHD 610</u> | 718 | 923 | NA | NA |
| <u>Radeon HD 8670D + HD 7000 Dual</u> | 718 | 924 | NA | NA |
| <u>Radeon HD 8470D + 6450 Dual</u> | 717 | 925 | NA | NA |
| <u>Radeon HD 8650G + HD 8570M Dual</u> | 716 | 926 | NA | NA |
| <u>Intel HD 5600</u> | 712 | 928 | NA | NA |
| <u>Radeon R7 PRO A10-8750B</u> | 712 | 927 | NA | NA |
| <u>Radeon HD 7660G + HD 8670M Dual</u> | 711 | 929 | NA | NA |
| <u>Radeon HD 3870 X2</u> | 708 | 930 | NA | NA |
| <u>GeForce GT 740A</u> | 707 | 932 | NA | NA |
| <u>Radeon HD 6550A</u> | 707 | 931 | NA | NA |
| Videocard Name | Passmark G3D Mark <i>(higher is better)</i> | Rank <i>(lower is better)</i> | Videocard Value <i>(higher is better)</i> | Price <i>(USD)</i> |
| <u>GeForce 820A</u> | 706 | 935 | NA | NA |
| <u>Radeon HD 7660G + HD 7670M Dual</u> | 706 | 933 | NA | NA |
| <u>Radeon R7 A12-9700P RADEON</u> | 706 | 934 | 1.62 | \$435.92* |
| <u>Radeon HD 7640G + 7600M Dual</u> | 705 | 936 | NA | NA |
| <u>Radeon HD 7640G + HD 7600M Dual</u> | 704 | 938 | NA | NA |

| <u>Radeon HD 7660G + HD 7660M Dual</u> | 704 | 930 | NA | NA |
|---|--------------|-------------|---------------|------|
| Nazwa karty wideo | Passmark G3D | Ranga | Wartość karty | Cena |
| <u>Radeon HD 7660G N HD 7660G + HD 7660M Dual</u> | 704 | nizsza jest | wideo | NA |
| <u>Radeon HD 8130M</u> | 702 | 940 | NA | NA |
| <u>Radeon R5 A6-8500P</u> | 702 | 941 | NA | NA |
| <u>Radeon R7 A8-7680</u> | 702 | 939 | NA | NA |
| <u>GeForce GT 555M</u> | 700 | 942 | NA | NA |

 **Karta graficzna** ▼

| | | | | |
|---|-----|-----|-----------------------|---------------------------|
| <u>Radeon HD 7570M/HD 7670M</u> | 699 | 944 | NA | NA |
| <u>TRINITY DEVASTATOR MOBILE</u> | 699 | 943 | NA | NA |
| <u>FirePro V3900</u> | 697 | 945 | 5.37 | \$129.99* |
| <u>Radeon R5 PRO A10-8730B 4C+6G</u> | 695 | 946 | NA | NA |
| <u>Radeon R5 PRO A6-9500B 2C+4G</u> | 693 | 947 | NA | NA |
| <u>Radeon R7 FX-9800P RADEON</u> | 693 | 948 | 1.31 | \$530.00* |
| <u>Radeon HD 7730M</u> | 692 | 949 | NA | NA |
| <u>Radeon HD 6670</u> | 690 | 951 | 6.71 | \$102.99* |
| <u>Radeon HD 7640G + 7700M Dual</u> | 690 | 950 | NA | NA |
| <u>Radeon R7E</u> | 690 | 952 | NA | NA |
| <u>Radeon R5 PRO A6-8530B 2C+4G</u> | 689 | 953 | NA | NA |
| <u>Radeon HD 7640G + 8600/8700M Dual</u> | 688 | 954 | NA | NA |
| <u>Radeon HD 8650G + R5 M230 Dual</u> | 686 | 955 | NA | NA |
| <u>Radeon HD 8550D</u> | 685 | 956 | NA | NA |
| <u>Radeon HD 6630M</u> | 684 | 957 | NA | NA |
| <u>GRID P40-3Q</u> | 681 | 958 | NA | NA |
| <u>GeForce GT 640M LE</u> | 679 | 961 | 0.80 | \$849.99* |
| <u>Radeon HD 7640G N HD 7640G + HD 7670M Dual</u> | 679 | 960 | NA | NA |
| <u>Radeon HD 8650G N HD 8650G + HD 8600M N HD 8600M D</u> | 679 | 959 | NA | NA |
| <u>GeForce GTS 160M</u> | 678 | 962 | NA | NA |
| <u>Radeon HD 7640G + HD 8670M Dual</u> | 677 | 964 | NA | NA |
| <u>Radeon R7 M265</u> | 677 | 963 | NA | NA |
| <u>Quadro FX 4700 X2</u> | 676 | 966 | NA | NA |
| <u>Radeon HD 8610G + R5 M200 Dual</u> | 676 | 965 | NA | NA |
| <u>GeForce GT 530</u> | 675 | 968 | 13.78 | \$49.00* |
| <u>GeForce GTX 285M</u> | 675 | 967 | NA | NA |
| <u>GeForce GT 820M</u> | 673 | 969 | NA | NA |

| <u>Intel HD 610</u> | Passmark G3D 667 | 970 Ranga (niższa jest lepiej) | NA Wartość karty wideo NA | NA |
|-------------------------------------|---------------------|---|------------------------------------|---------------------------|
| Nazwa karty wideo | Mark | Rank | Value | Price |
| <u>FirePro V7740</u> | 665 | 972 | NA | NA |
| <u>8500M Dual</u> | | | | |
| <u>GeForce GT 630</u> | 664 | 973 | 1.16 | \$575.00* |
| <u>Quadro 500M</u> | 664 | 975 | 2.41 | \$275.14* |
| <u>Radeon HD 8550G + 8690M Dual</u> | 664 | 974 | NA | NA |

 **Karta graficzna** ▼

| <u>GeForce GT 735M</u> | 661 | 976 | NA | NA |
|---|--|---------------------------|---------------------------------------|---------------------------|
| <u>FireGL V7700</u> | 660 | 977 | 3.77 | \$174.99* |
| <u>Radeon HD 2900 XT</u> | 659 | 978 | NA | NA |
| <u>Radeon HD 7660G + HD 7600M Dual</u> | 659 | 979 | NA | NA |
| <u>Radeon R5 PRO A8-9600B 4C+6G</u> | 658 | 980 | NA | NA |
| <u>GeForce GT 140</u> | 657 | 981 | NA | NA |
| Videocard Name | Passmark G3D Mark (higher is better) | Rank (lower is better) | Videocard Value (higher is better) | Price (USD) |
| <u>Radeon HD 7640G + 8750M Dual</u> | 654 | 982 | NA | NA |
| <u>Radeon HD 8550G + HD 8600/8700M Dual</u> | 654 | 983 | NA | NA |
| <u>Radeon HD 8650G + 8570M Dual</u> | 654 | 984 | NA | NA |
| <u>GeForce GTS 360M</u> | 653 | 987 | NA | NA |
| <u>Intel HD P4600/P4700</u> | 653 | 985 | NA | NA |
| <u>Professional HD Driver</u> | 653 | 986 | NA | NA |
| <u>Quadro K510M</u> | 651 | 988 | NA | NA |
| <u>Radeon HD 7520G + HD 8750M Dual</u> | 651 | 989 | NA | NA |
| <u>SUMO 9640</u> | 650 | 990 | NA | NA |
| <u>Radeon R5 M430</u> | 648 | 991 | NA | NA |
| <u>FireStream 9170</u> | 647 | 992 | NA | NA |
| <u>Radeon HD 6670 + 6670 Dual</u> | 646 | 993 | NA | NA |
| <u>Radeon HD 8610G + HD 8500M Dual</u> | 645 | 994 | NA | NA |
| <u>Radeon HD 7640G + 7670M Dual</u> | 644 | 995 | NA | NA |
| <u>Radeon HD 7540D + HD 6450 Dual</u> | 643 | 996 | NA | NA |
| <u>Radeon R7 M340</u> | 642 | 997 | NA | NA |
| <u>Radeon R7 A10-7700K</u> | 640 | 998 | NA | NA |
| <u>GeForce 8800 Ultra</u> | 638 | 999 | NA | NA |
| <u>NVS 5400M</u> | 638 | 1000 | NA | NA |
| <u>GeForce 9800 GTX/9800 GTX+</u> | 637 | 1004 | 7.08 | \$89.99* |
| <u>GeForce GT 710</u> | 637 | 1001 | 17.70 | \$25.00 |

| <u>GeForce GT 710</u> | Passmark G3D | Rank | Wartość karty wideo | Cena |
|---|--------------------------------------|------------------------|------------------------------------|---------------------------|
| Nazwa karty wideo | Mark | Ranga (niższa jest | wideo | Cena |
| <u>Radeon HD 7640G + 7400M Dual</u> | 637 | 1005 | NA | NA |
| <u>Radeon R5 PRO A6-8570E 2C+4G</u> | 637 | 1002 | NA | NA |
| <u>GeForce 9800 S</u> | 635 | 1006 | NA | NA |
| <u>Radeon HD 8650G + 8670M Dual</u> | 635 | 1007 | NA | NA |
| <u>Intel HD 4600</u> | 634 | 1010 | NA | NA |
| <u>Matrox C420 LP PCIe x16</u> | 634 | 1008 | NA | NA |
| <u>Radeon HD 8650G + HD 7670M Dual</u> | 634 | 1009 | NA | NA |
| <u>Radeon HD 7570</u> | 633 | 1011 | 12.33 | \$51.41* |
| <u>Radeon HD 7660D + HD 7000 Dual</u> | 633 | 1012 | NA | NA |
| <u>Radeon HD 7610M</u> | 632 | 1013 | NA | NA |
| <u>GeForce GTS 240</u> | 630 | 1016 | 9.70 | \$64.99* |
| <u>Radeon HD 7640G + HD 7700M N HD 7700M Dual</u> | 630 | 1014 | NA | NA |
| <u>Radeon HD 7660G + 7470M Dual</u> | 630 | 1015 | NA | NA |
| <u>Radeon HD 8510G + HD 8500M Dual</u> | 629 | 1017 | NA | NA |
| <u>GeForce 810A</u> | 627 | 1020 | NA | NA |
| <u>Radeon HD 2900 PRO</u> | 627 | 1018 | NA | NA |
| <u>Radeon HD 7640G + 7500/7600 Dual</u> | 627 | 1019 | NA | NA |
| <u>Radeon HD 8650G + 8500M Dual</u> | 626 | 1021 | NA | NA |
| <u>Intel HD 510</u> | 623 | 1023 | NA | NA |
| <u>Radeon HD 7520G + HD 8600/8700M Dual</u> | 623 | 1022 | NA | NA |
| <u>GeForce GTX 280M</u> | 621 | 1025 | NA | NA |
| <u>Radeon HD 7640G + HD 7400M Dual</u> | 621 | 1024 | NA | NA |
| <u>Radeon HD 8570 + 8670D Dual</u> | 620 | 1026 | NA | NA |
| <u>Radeon HD 8550G + R5 M200 Dual</u> | 619 | 1027 | NA | NA |
| <u>Radeon R5 A10-9600P 4C+6G</u> | 619 | 1028 | NA | NA |
| <u>Radeon HD 8550G + 8600M Dual</u> | 617 | 1029 | NA | NA |
| <u>Radeon HD 7500G + 7500M/7600M Dual</u> | 616 | 1031 | NA | NA |
| Videocard Name | Passmark G3D Mark (higher is better) | Rank (lower is better) | Videocard Value (higher is better) | Price (USD) |
| <u>Radeon R5 330</u> | 616 | 1030 | 1.81 | \$339.99* |
| <u>FireGL V7600</u> | 615 | 1032 | NA | NA |
| <u>GeForce GT 720A</u> | 613 | 1033 | NA | NA |
| <u>GeForce GTS 250</u> | 613 | 1035 | 6.81 | \$89.99* |


Karta graficzna


Karta graficzna ▼

| <u>Radeon HD 8650G + 8600M Dual</u> Nazwa karty wideo | Passmark G3D 613 Mark <i>(im wyższy)</i> | Ranga (niższa jest) | Wartość karty NA NA wideo <i>(im wyższa)</i> | NA Cena (USD) |
|---|---|------------------------|--|--------------------------|
| <u>Radeon R7 A8 PRO-7600B</u> | 612 | 1037 | NA | NA |
| <u>Radeon HD 8550G N HD 8550G + HD 8600M N HD 8600M D</u> | 611 | 1038 | NA | NA |
| <u>7900 MOD - Radeon HD 6520G</u> | 610 | 1039 | NA | NA |
| <u>Radeon HD 8610G + 8500M Dual</u> | 610 | 1040 | NA | NA |
| <u>Intel HD 515</u> | 609 | 1041 | NA | NA |
| <u>GeForce 910M</u> | 608 | 1042 | NA | NA |
| <u>Radeon HD 7640G + HD 8500M Dual</u> | 607 | 1043 | NA | NA |
| <u>GeForce 8800 GTS 512</u> | 606 | 1045 | NA | NA |
| <u>Radeon HD 8650G + HD 8600M Dual</u> | 606 | 1046 | NA | NA |
| <u>Radeon R7 PRO A8-8650B</u> | 606 | 1044 | NA | NA |
| <u>Radeon R5 A6-9400 RADEON R5, 6 COMPUTE CORES 2C+4G</u> | 605 | 1047 | NA | NA |
| <u>Intel HD P4600</u> | 604 | 1048 | NA | NA |
| <u>Radeon HD 8550G + 8500M Dual</u> | 602 | 1049 | NA | NA |
| <u>Radeon HD 8610G + 8670M Dual</u> | 599 | 1050 | NA | NA |
| <u>Radeon R6 PRO A10-8700B R6, 10 Compute Cores 4C+6G</u> | 598 | 1051 | NA | NA |
| <u>Radeon HD 8510G + 8500M Dual</u> | 596 | 1052 | NA | NA |
| <u>Radeon HD 7640G + 7470M Dual</u> | 595 | 1054 | NA | NA |
| <u>Radeon R5 M330</u> | 595 | 1053 | NA | NA |
| <u>Radeon HD 8550G + HD 8600M Dual</u> | 593 | 1055 | NA | NA |
| <u>Radeon HD 7520G + 7600M Dual</u> | 591 | 1056 | NA | NA |
| <u>Quadro 1000M</u> | 590 | 1057 | 10.84 | \$54.50* |
| <u>Radeon R6</u> | 590 | 1058 | NA | NA |
| <u>Radeon HD 7640G + HD 7700M Dual</u> | 589 | 1059 | NA | NA |
| <u>Radeon HD 7520G + 7610M Dual</u> | 588 | 1061 | NA | NA |
| <u>Radeon HD 7660G + 7400M Dual</u> | 588 | 1062 | NA | NA |
| <u>Radeon HD 8610G + 8600M Dual</u> | 588 | 1060 | NA | NA |
| <u>Radeon HD 7660G + 8670M Dual</u> | 587 | 1063 | NA | NA |
| <u>Radeon HD 7640G + HD 8600/8700M Dual</u> | 586 | 1064 | NA | NA |
| <u>Radeon HD 7640G + 8500M Dual</u> | 585 | 1065 | NA | NA |
| <u>Radeon HD 8650G + HD 8670M Dual</u> | 585 | 1066 | NA | NA |
| <u>GeForce 9800 GTX+</u> | 583 | 1067 | NA | NA |


Karta graficzna ▼

| Radeon HD 7520G + 7500/7600 Dual Nazwa karty wideo | Passmark G3D 582 Mark <i>(im wyższy)</i> | Rank <i>(niższa jest)</i> | Wartość karty NA Wideo <i>(im wyższa)</i> | NA Cena <i>(USD)</i> |
|---|---|------------------------------|--|----------------------------|
| Radeon HD 8550G + 8670M Dual | 579 | 1070 | NA | NA |
| Radeon HD 8450G + R5 M230 Dual | 578 | 1071 | NA | NA |
| Intel HD 5500 | 577 | 1072 | NA | NA |
| Radeon HD 7620G + 8670M Dual | 577 | 1074 | NA | NA |

| Radeon HD 8610G + HD 8670M Dual | 577 | 1073 | NA | NA |
|--|---|----------------------------------|--|---------------------------|
| Intel Skylake HD DT GT2 | 576 | 1075 | NA | NA |
| Radeon R5 A240 | 576 | 1076 | NA | NA |
| Radeon HD 3870 | 574 | 1081 | 2.05 | \$279.95* |
| Radeon HD 7520G + HD 7700M Dual | 574 | 1077 | NA | NA |
| Radeon HD 7520G N HD 7520G + HD 7500/7600 7500/760 | 574 | 1079 | NA | NA |
| Videocard Name | Passmark G3D Mark <i>(higher is better)</i> | Rank <i>(lower is better)</i> | Videocard Value <i>(higher is better)</i> | Price <i>(USD)</i> |
| Radeon HD 8450G + HD 8670M Dual | 574 | 1080 | NA | NA |
| Radeon R5 420 | 574 | 1078 | 14.39 | \$39.95* |
| GeForce GT 430 | 573 | 1083 | 3.58 | \$159.99* |
| GeForce GT 635M | 573 | 1082 | NA | NA |
| GeForce GT 720 | 572 | 1084 | 5.72 | \$99.99* |
| Radeon R5 PRO A10-8730B R5, 10 COMPUTE CORES 4C+6G | 570 | 1085 | NA | NA |
| Radeon R6 + R7 M265DX Dual | 570 | 1086 | NA | NA |
| Radeon R6 M255DX | 570 | 1087 | NA | NA |
| Radeon HD 8670D | 569 | 1088 | NA | NA |
| Radeon HD 7560D + 6450 Dual | 568 | 1089 | NA | NA |
| Radeon HD 6610M | 565 | 1091 | NA | NA |
| Radeon R5 M255 | 565 | 1090 | NA | NA |
| Mobility Radeon HD 3870 X2 | 564 | 1092 | NA | NA |
| Intel HD 5000 | 563 | 1094 | 0.90 | \$625.00* |
| Radeon HD 7560D + R5 235 Dual | 563 | 1093 | NA | NA |
| Radeon R6 A8-8600P | 560 | 1095 | NA | NA |
| Radeon HD 7640G + R5 M200 Dual | 559 | 1096 | NA | NA |
| GeForce GT 435M | 558 | 1101 | NA | NA |
| Quadro FX 5600 | 558 | 1097 | 3.31 | \$168.98* |
| Radeon HD 7640G + 8570M Dual | 558 | 1100 | NA | NA |


Karta graficzna

| <u>Radeon HD 7640G + 8670M Dual</u> Nazwa karty wideo | Passmark G3D 558 Mark <i>(im wyższy)</i> | Rank 1102 <i>(niższa jest)</i> | Wartość karty NA wideo <i>(im wyższa)</i> | NA Cena <i>(USD)</i> |
|--|---|--------------------------------------|--|----------------------------|
| <u>Radeon HD 7640G + HD 7500M/7600M Dual</u> | 555 | 1102 | NA | NA |
| <u>GF117</u> | 554 | 1103 | NA | NA |
| <u>Radeon 6600M</u> | 552 | 1105 | NA | NA |
| <u>Radeon HD 7650A</u> | 552 | 1104 | 2.11 | \$262.00* |

| <u>Quadro FX 3800M</u> | 551 | 1106 | NA | NA |
|--|---|----------------------------------|--|---------------------------|
| <u>Radeon R7 7850A10-7850K</u> | 551 | 1107 | NA | NA |
| <u>FireGL V8650</u> | 550 | 1109 | 1.67 | \$329.99* |
| <u>Mobility Radeon HD 5570</u> | 550 | 1108 | NA | NA |
| <u>Radeon R7 A8-7650K</u> | 549 | 1110 | NA | NA |
| <u>GeForce 615</u> | 548 | 1112 | NA | NA |
| <u>Radeon R5 M335</u> | 548 | 1111 | NA | NA |
| <u>GeForce 9800M GS</u> | 547 | 1114 | NA | NA |
| <u>Mobility Radeon HD 3870</u> | 547 | 1113 | NA | NA |
| <u>NVS 5200M</u> | 547 | 1115 | NA | NA |
| <u>FirePro 3D V5700</u> | 546 | 1116 | 1.71 | \$319.99* |
| <u>Radeon HD 8550G + HD 8670M Dual</u> | 546 | 1117 | NA | NA |
| <u>FirePro 3D V7750</u> | 545 | 1121 | 1.56 | \$350.00* |
| <u>Quadro 600</u> | 545 | 1119 | 9.10 | \$59.99* |
| <u>Radeon HD 8450G + 8600M Dual</u> | 545 | 1120 | NA | NA |
| <u>Radeon R7 M360</u> | 545 | 1118 | NA | NA |
| <u>Radeon HD 7520G + HD 7400M Dual</u> | 544 | 1122 | NA | NA |
| <u>Quadro FX 2700</u> | 543 | 1124 | NA | NA |
| <u>Radeon HD 7600G + HD 8670M Dual</u> | 543 | 1123 | NA | NA |
| <u>GeForce GTS 250M</u> | 542 | 1126 | NA | NA |
| <u>Radeon HD 7520G + 7470M Dual</u> | 542 | 1125 | NA | NA |
| <u>GeForce GT 630M</u> | 541 | 1127 | NA | NA |
| <u>Radeon R6 A10-8700P</u> | 539 | 1129 | NA | NA |
| Videocard Name | Passmark G3D Mark <i>(higher is better)</i> | Rank <i>(lower is better)</i> | Videocard Value <i>(higher is better)</i> | Price <i>(USD)</i> |
| <u>Radeon R7 M265DX</u> | 539 | 1128 | NA | NA |
| <u>GeForce GT 240</u> | 538 | 1130 | 9.29 | \$57.99* |
| <u>KV SPECTRE LITE MOBILE 25W</u> | 538 | 1131 | NA | NA |
| <u>Radeon R6 PRO A10-8700B 4C+6G</u> | 538 | 1132 | NA | NA |


Karta graficzna ▼

| <u>Radeon HD 7560D + HD 7000 Dual</u> Nazwa karty wideo | Passmark G3D 534 Mark <i>(im wyższy)</i> | Ranga (niższa jest) | Wartość karty NA Wideo <i>(im wyższa)</i> | NA Cena (USD) |
|--|---|------------------------|--|---------------------------|
| <u>RADEON HD6530D</u> | 531 | 1136 | NA | NA |
| <u>Radeon R6 PRO A8-8600B 4C+6G</u> | 531 | 1135 | NA | NA |
| <u>Intel HD 4400</u> | 529 | 1137 | NA | NA |
| <u>Radeon HD 8550G + HD 8570M Dual</u> | 529 | 1138 | NA | NA |
| <u>Radeon HD 7600G N HD 7600G + HD ON HD Dual</u> | 526 | 1140 | NA | NA |
| <u>Radeon HD 7640G + 6400M Dual</u> | 526 | 1139 | NA | NA |
| <u>Radeon HD 8650D</u> | 525 | 1141 | NA | NA |
| <u>Radeon HD 7520G + 7670M Dual</u> | 523 | 1143 | NA | NA |
| <u>Radeon HD 7660D + R5 235 Dual</u> | 523 | 1142 | NA | NA |
| <u>Radeon HD 8670M</u> | 520 | 1144 | NA | NA |
| <u>Radeon HD 7640G + HD 7670M Dual</u> | 518 | 1145 | NA | NA |
| <u>Radeon R5 240</u> | 518 | 1146 | 8.50 | \$61.00* |
| <u>Incredible HD 4000</u> | 517 | 1147 | NA | NA |
| <u>Intel HD P4000</u> | 516 | 1148 | NA | NA |
| <u>Radeon HD 8650G</u> | 515 | 1149 | NA | NA |
| <u>A10-8700P</u> | 513 | 1150 | NA | NA |
| <u>Mobility Radeon HD 5730</u> | 512 | 1151 | NA | NA |
| <u>Mobility Radeon HD 4830</u> | 511 | 1152 | NA | NA |
| <u>GeForce 8800 GT</u> | 510 | 1154 | 1.89 | \$269.99* |
| <u>Radeon HD 7640G + 7610M Dual</u> | 510 | 1153 | NA | NA |
| <u>Radeon HD 7600G + HD 7550M Dual</u> | 509 | 1155 | NA | NA |
| <u>Radeon HD 6570</u> | 508 | 1157 | 10.17 | \$49.99* |
| <u>Radeon HD 7620G + 8600M Dual</u> | 508 | 1156 | NA | NA |
| <u>Radeon R5 PRO A6-8500B 2C+4G</u> | 508 | 1158 | NA | NA |
| <u>GeForce GT625M</u> | 507 | 1161 | NA | NA |
| <u>Radeon HD 7620G + HD 8670M Dual</u> | 507 | 1159 | NA | NA |
| <u>Radeon HD 7660D</u> | 507 | 1160 | NA | NA |
| <u>GeForce GTS 150M</u> | 504 | 1162 | NA | NA |
| <u>Radeon HD 8450G + HD 8750M Dual</u> | 503 | 1163 | NA | NA |
| <u>GeForce 820M</u> | 502 | 1164 | NA | NA |
| <u>GeForce GT 540M</u> | 499 | 1165 | 5.68 | \$87.95* |
| <u>TRINITY SCRAPPER MOBILE</u> | 498 | 1166 | NA | NA |


Karta graficzna ▼

| <u>GeForce GTX 260M</u> Nazwa karty wideo | Passmark G3D Mark (im wyższy) | Ranga 1188 (niższa jest) | Wartość karty Wideo (im wyższa) | Cena (USD) |
|---|--|--------------------------------|---------------------------------------|---------------------------|
| <u>SUMO 964A</u> | 497 | 1167 | NA | NA |
| <u>ASUS EAH4870x2</u> | 496 | 1170 | NA | NA |
| <u>Radeon HD 7520G + HD 7670M Dual</u> | 495 | 1171 | NA | NA |
| <u>GeForce GT 425M</u> | 494 | 1173 | NA | NA |
| <u>Radeon R5 M315</u> | 494 | 1172 | NA | NA |
| <u>Quadro FX 3700M</u> | 493 | 1174 | 0.53 | \$925.00* |
| <u>GeForce 9600 GT</u> | 492 | 1175 | 7.03 | \$70.00* |
| <u>Radeon HD8530M</u> | 490 | 1176 | NA | NA |
| <u>Radeon HD 8670D N HD 8670D + HD 8670D Dual</u> | 488 | 1177 | NA | NA |
| Videocard Name | Passmark G3D Mark (higher is better) | Rank (lower is better) | Videocard Value (higher is better) | Price (USD) |
| <u>Radeon HD 8550G + R5 M230 Dual</u> | 487 | 1178 | NA | NA |
| <u>Radeon R4E</u> | 487 | 1179 | NA | NA |
| <u>GeForce 710A</u> | 486 | 1180 | NA | NA |
| <u>Radeon HD 7470</u> | 486 | 1182 | 25.93 | \$18.76* |
| <u>Radeon HD 7520G + 7400M Dual</u> | 486 | 1181 | NA | NA |
| <u>GeForce 9600 GSO 512</u> | 485 | 1183 | NA | NA |
| <u>Radeon HD 7660G</u> | 484 | 1184 | NA | NA |
| <u>Radeon HD 7560D</u> | 481 | 1185 | NA | NA |
| <u>GeForce 9800 GT</u> | 480 | 1187 | 3.20 | \$149.99* |
| <u>Radeon HD 8610G + HD 8600M Dual</u> | 480 | 1186 | NA | NA |
| <u>Mobility Radeon HD 5000 Serisi</u> | 478 | 1188 | NA | NA |
| <u>Quadro FX 1800M</u> | 478 | 1189 | NA | NA |
| <u>GeForce 8800M GTS</u> | 474 | 1192 | NA | NA |
| <u>Radeon HD 7640G + HD 8570M Dual</u> | 474 | 1191 | NA | NA |
| <u>Radeon HD 8450G + 8670M Dual</u> | 474 | 1190 | NA | NA |
| <u>FirePro 3D V3800</u> | 472 | 1194 | 3.15 | \$149.99* |
| <u>Radeon HD 7650M</u> | 472 | 1193 | NA | NA |
| <u>Radeon HD 8570D + R5 235 Dual</u> | 470 | 1195 | NA | NA |
| <u>Radeon HD 7600G + 8500M/8700M Dual</u> | 469 | 1196 | NA | NA |
| <u>GeForce 800M</u> | 468 | 1198 | NA | NA |
| <u>Radeon HD 8690A</u> | 468 | 1197 | NA | NA |
| <u>Quadro FX 2600M</u> | 466 | 1199 | NA | NA |

| <u>Quadro FX 5800M</u> | 400 Passmark G3D | 1199 Ranga (niższa jest lepiej) | NA Wartość karty wideo NA | NA Cena NA |
|------------------------------------|---------------------|--|------------------------------------|------------------|
| <u>Radeon HD 7660D + 7470 Dual</u> | 465 | 1201 | NA | NA |

Karta graficzna ▼

| | | | | |
|--------------------------------|-----|------|----|----|
| <u>FirePro V5700</u> | 464 | 1204 | NA | NA |
| <u>Radeon HD 7550M</u> | 464 | 1202 | NA | NA |
| <u>Radeon HD 7570M</u> | 464 | 1203 | NA | NA |
| <u>Mobility Radeon HD 4670</u> | 463 | 1205 | NA | NA |

| <u>GeForce 8800M GTX</u> | 462 | 1206 | NA | NA |
|---|--------------------------------------|------------------------|------------------------------------|---------------------------|
| <u>GeForce 9800M GTX</u> | 461 | 1207 | 1.41 | \$328.50* |
| <u>Radeon HD 7660G + HD 7600M N HD 7600M Dual</u> | 460 | 1208 | NA | NA |
| <u>Quadro FX 4600</u> | 458 | 1211 | 3.67 | \$124.98* |
| <u>Radeon HD 3850</u> | 458 | 1210 | NA | NA |
| <u>Radeon R5 M420</u> | 458 | 1209 | NA | NA |
| <u>Radeon HD 8550G</u> | 456 | 1212 | NA | NA |
| <u>GeForce 705M</u> | 455 | 1213 | NA | NA |
| <u>Radeon HD 7640G</u> | 455 | 1215 | NA | NA |
| <u>Radeon HD 8570D</u> | 455 | 1214 | NA | NA |
| <u>GeForce GT 720M</u> | 453 | 1216 | NA | NA |
| <u>Intel HD Family</u> | 453 | 1217 | NA | NA |
| <u>Radeon HD 7520G + 7650M Dual</u> | 453 | 1218 | NA | NA |
| <u>HIS DIGITAL HD 4650 AGP</u> | 452 | 1220 | NA | NA |
| <u>Radeon HD 8450G + HD 8600M Dual</u> | 452 | 1219 | NA | NA |
| <u>GeForce 8800 GTS</u> | 451 | 1222 | NA | NA |
| <u>Radeon HD 7620G N HD 7620G + HD 8600M N HD 8600M D</u> | 451 | 1221 | NA | NA |
| <u>Radeon HD 7520G + HD 7600M Dual</u> | 447 | 1223 | NA | NA |
| <u>Radeon HD 8570M</u> | 446 | 1224 | NA | NA |
| <u>Radeon R7 M260</u> | 446 | 1225 | 0.56 | \$799.00* |
| <u>PHDGD Ivy 5</u> | 445 | 1229 | NA | NA |
| Videocard Name | Passmark G3D Mark (higher is better) | Rank (lower is better) | Videocard Value (higher is better) | Price (USD) |
| <u>Quadro 410</u> | 445 | 1227 | 3.46 | \$129.00* |
| <u>Radeon HD 5570</u> | 445 | 1228 | 2.59 | \$171.99 |
| <u>Radeon HD 7660G + 8600M Dual</u> | 445 | 1226 | NA | NA |
| <u>Mobility Radeon HD 5650</u> | 443 | 1230 | NA | NA |
| <u>Radeon HD 8350G</u> | 443 | 1231 | NA | NA |


Karta graficzna ▼

| <u>Radeon HD 7620G + HD 8600M Dual</u> Nazwa karty wideo | Passmark G3D 442 Mark <i>(im wyższy)</i> | Ranga (niższa jest) | Wartość karty NA wideo <i>(im wyższa)</i> | NA Cena <i>(USD)</i> |
|---|---|------------------------|--|----------------------------|
| <u>GeForce 710M</u> | 441 | 1234 | NA | NA |
| <u>Radeon HD 7670M</u> | 440 | 1235 | 0.70 | \$629.99* |
| <u>GeForce GT 710M</u> | 437 | 1236 | NA | NA |
| <u>GeForce GT 320</u> | 436 | 1239 | 13.34 | \$32.69* |

| | | | | |
|--|-----|------|-----------------------|--------------------------|
| <u>GeForce GT 525M</u> | 436 | 1237 | NA | NA |
| <u>Radeon R5 Opteron X3216</u> | 436 | 1238 | NA | NA |
| <u>GeForce GT 625M</u> | 435 | 1242 | NA | NA |
| <u>Radeon HD 7600G + HD Dual</u> | 435 | 1240 | NA | NA |
| <u>Radeon HD 8410G</u> | 435 | 1241 | NA | NA |
| <u>GeForce 9800M GT</u> | 434 | 1243 | NA | NA |
| <u>GeForce GT 420M</u> | 433 | 1244 | NA | NA |
| <u>Radeon HD 3850 AGP</u> | 432 | 1246 | NA | NA |
| <u>Radeon R5 M240</u> | 432 | 1245 | NA | NA |
| <u>Radeon R5 M320</u> | 429 | 1247 | NA | NA |
| <u>GeForce 800A</u> | 428 | 1248 | NA | NA |
| <u>GeForce GT 620M</u> | 425 | 1249 | NA | NA |
| <u>Radeon HD 7600G + 7550M Dual</u> | 423 | 1251 | NA | NA |
| <u>Radeon HD 7640G + HD 7500/7600 Dual</u> | 423 | 1250 | NA | NA |
| <u>Radeon HD 7640G N HD 7640G + HD 8570M Dual</u> | 422 | 1253 | NA | NA |
| <u>RADEON HD6410D</u> | 422 | 1252 | NA | NA |
| <u>GeForce GT 330</u> | 420 | 1254 | 10.53 | \$39.99* |
| <u>Radeon R6 PRO A8-8600B R6, 10 Compute Cores 4C+6G</u> | 420 | 1255 | NA | NA |
| <u>Intel 4th Generation Haswell HD</u> | 419 | 1256 | NA | NA |
| <u>Quadro FX 1800</u> | 411 | 1257 | 4.11 | \$99.99* |
| <u>Intel HD 5300</u> | 410 | 1258 | NA | NA |
| <u>Radeon HD 6550D</u> | 410 | 1259 | NA | NA |
| <u>GeForce GT 335M</u> | 409 | 1260 | NA | NA |
| <u>GeForce GTS 350M</u> | 407 | 1261 | NA | NA |
| <u>Radeon HD 7470M</u> | 407 | 1262 | NA | NA |
| <u>Radeon HD 7640G + HD 7600M N HD 7600M Dual</u> | 406 | 1263 | NA | NA |
| <u>Quadro FX 2800M</u> | 405 | 1265 | 8.12 | \$49.95* |


Karta graficzna

| <u>RADEON E4690</u> Nazwa karty wideo | Passmark G3D 405 Mark <i>(im wyższy)</i> | Ranga (niższa jest) | Wartość karty NA Wideo <i>(im wyższa)</i> | NA Cena (USD) |
|--|---|------------------------|--|--------------------------|
| <u>Radeon HD 6620G</u> | 404 | 1267 | NA | NA |
| <u>Mobility Radeon HD 4650</u> | 401 | 1268 | NA | NA |
| <u>Quadro FX 2700M</u> | 395 | 1269 | 3.96 | \$99.95* |
| <u>GeForce 8800 GS</u> | 394 | 1270 | NA | NA |

| <u>Radeon HD 8500M</u> | 392 | 1271 | NA | NA |
|---|--|---------------------------|---------------------------------------|-----------------------------|
| <u>GeForce GT 420</u> | 389 | 1274 | 2.51 | \$155.00* |
| <u>Incredible HD</u> | 389 | 1273 | NA | NA |
| <u>Radeon HD 7600G + 7450M Dual</u> | 389 | 1272 | NA | NA |
| <u>Radeon HD 8510G</u> | 388 | 1275 | NA | NA |
| Videocard Name | Passmark G3D Mark (higher is better) | Rank (lower is better) | Videocard Value (higher is better) | Price (USD) |
| <u>Quadro FX 3700</u> | 387 | 1276 | 4.31 | \$89.99* |
| <u>Radeon HD 4670</u> | 386 | 1277 | 3.51 | \$109.99* |
| <u>Radeon R5 M230</u> | 386 | 1278 | NA | NA |
| <u>Radeon HD 8450G</u> | 384 | 1279 | NA | NA |
| <u>GeForce 7900 GTX</u> | 383 | 1280 | NA | NA |
| <u>Radeon HD 6490M</u> | 377 | 1281 | 0.32 | \$1,193.03* |
| <u>GeForce GT 130</u> | 376 | 1284 | 13.44 | \$27.99* |
| <u>Intel UHD 605</u> | 376 | 1285 | NA | NA |
| <u>Radeon HD 7520G + 8750M Dual</u> | 376 | 1282 | NA | NA |
| <u>Radeon HD 7600G + 6400M Dual</u> | 376 | 1283 | NA | NA |
| <u>PHDGD Ivy 4</u> | 374 | 1286 | NA | NA |
| <u>Radeon HD 8570D + HD8490 Dual</u> | 374 | 1287 | NA | NA |
| <u>Radeon HD 5550</u> | 370 | 1288 | 6.73 | \$54.99* |
| <u>GeForce 9600 GSO</u> | 368 | 1291 | 7.37 | \$49.99* |
| <u>GeForce 9700M GTS</u> | 368 | 1289 | NA | NA |
| <u>GeForce GT 610M / GT 620M / GT 710M / GT 720M / GT</u> | 368 | 1290 | NA | NA |
| <u>Radeon R5 235X</u> | 367 | 1292 | NA | NA |
| <u>GeForce 9800M GTS</u> | 366 | 1294 | NA | NA |
| <u>Matrox Millennium P690 PCIe x16</u> | 366 | 1293 | NA | NA |
| <u>Mobility Radeon HD 3850</u> | 365 | 1296 | NA | NA |
| <u>Radeon HD4670</u> | 365 | 1295 | NA | NA |
| <u>Radeon HD 7520G + HD 7450M Dual</u> | 364 | 1297 | NA | NA |

| <u>Radeon HD 7320G iN HD 7320G + HD 7600M N HD 7600M D</u> Nazwa karty wideo | 304 Passmark G3D Mark (im wyższy) | 1291 Ranga (niższa jest) | NA Wartość karty wideo (im wyższa) | NA Cena (USD) |
|---|--|--------------------------------|---|--------------------------|
| <u>Radeon HD 7600G + HD 8600M Dual</u> | 363 | 1299 | NA | NA |
| <u>GeForce 810M</u> | 361 | 1300 | NA | NA |
| <u>GeForce GT 620</u> | 358 | 1301 | 8.95 | \$39.99* |
| <u>Intel HD 505</u> | 356 | 1302 | NA | NA |

Karta graficzna ▼

| <u>Radeon HD 7500G + HD 7500M/7600M Dual</u> | 355 | 1303 | NA | NA |
|--|--|---------------------------|---------------------------------------|-----------------------------|
| <u>Mobility Radeon HD 565v</u> | 353 | 1305 | NA | NA |
| <u>Radeon HD 6480M</u> | 353 | 1304 | NA | NA |
| <u>Radeon HD 7580D</u> | 350 | 1307 | NA | NA |
| <u>Radeon HD 7600G</u> | 350 | 1306 | NA | NA |
| <u>Radeon HD 7540D</u> | 346 | 1308 | NA | NA |
| <u>Radeon HD 7620G</u> | 345 | 1309 | NA | NA |
| <u>FirePro M2000</u> | 343 | 1310 | NA | NA |
| <u>FireGL V5600</u> | 341 | 1312 | NA | NA |
| <u>FirePro 3D V3750</u> | 341 | 1311 | 6.71 | \$50.88* |
| <u>Radeon HD 8470</u> | 341 | 1313 | NA | NA |
| <u>Radeon HD 8310E</u> | 340 | 1314 | NA | NA |
| <u>Radeon HD 7660D + HD 7400 Dual</u> | 339 | 1315 | NA | NA |
| <u>Radeon HD 8400E</u> | 339 | 1317 | NA | NA |
| <u>Radeon R4</u> | 339 | 1316 | NA | NA |
| <u>Radeon HD 8570D + HD 8470 Dual</u> | 338 | 1319 | NA | NA |
| <u>Radeon R5E</u> | 338 | 1318 | NA | NA |
| <u>FirePro RG220</u> | 335 | 1320 | 0.52 | \$650.18* |
| <u>Intel UHD 600</u> | 333 | 1321 | NA | NA |
| <u>Radeon R5 310</u> | 331 | 1322 | 0.66 | \$499.00* |
| <u>GeForce 9600 GS</u> | 329 | 1323 | NA | NA |
| <u>Intel HD 4000</u> | 329 | 1325 | 0.21 | \$1,592.95* |
| Videocard Name | Passmark G3D Mark (higher is better) | Rank (lower is better) | Videocard Value (higher is better) | Price (USD) |
| <u>Radeon HD 7450M</u> | 329 | 1324 | NA | NA |
| <u>Radeon HD 7600G + HD 7400M Dual</u> | 328 | 1326 | NA | NA |
| <u>FirePro V3800</u> | 327 | 1327 | NA | NA |
| <u>GeForce GT 705</u> | 326 | 1328 | NA | NA |
| <u>Mobile Intel HD</u> | 325 | 1329 | NA | NA |

| <u>Model karty</u> | <u>Passmark G3D</u> | <u>Ranga</u> | <u>Wartość karty</u> | <u>Cena</u> |
|---------------------------------|---------------------|--------------|----------------------|-------------|
| <u>GeForce GT 120 / 9500 GT</u> | 324 | 1336 | NA | NA |
| <u>RADEON HD6370D</u> | 320 | 1332 | NA | NA |
| <u>GeForce 240M GT</u> | 319 | 1333 | NA | NA |
| <u>Radeon HD 8280</u> | 319 | 1334 | NA | NA |
| <u>GeForce GT 415M</u> | 318 | 1336 | NA | NA |

 **Karta graficzna** ▼

| | | | | |
|---|-----|------|----------------------|---------------------------|
| <u>Mobility Radeon HD 560v</u> | 318 | 1337 | NA | NA |
| <u>Quadro FX 3500</u> | 318 | 1335 | 4.62 | \$68.98* |
| <u>Radeon R5 235</u> | 317 | 1338 | 5.28 | \$60.13* |
| <u>GeForce 7950 GT</u> | 316 | 1339 | 1.06 | \$299.99* |
| <u>Radeon HD 6530D</u> | 315 | 1340 | NA | NA |
| <u>GeForce GT 625</u> | 314 | 1341 | NA | NA |
| <u>GeForce 605</u> | 313 | 1342 | 2.85 | \$109.95* |
| <u>Radeon HD 7520G + 8600/8700M Dual</u> | 311 | 1343 | NA | NA |
| <u>Radeon HD 6370D</u> | 310 | 1344 | NA | NA |
| <u>Intel HD 500</u> | 309 | 1345 | NA | NA |
| <u>Quadro FX 3500M</u> | 306 | 1346 | 3.06 | \$99.99* |
| <u>GeForce GT 230</u> | 304 | 1347 | 6.92 | \$43.99* |
| <u>Radeon HD 6520G</u> | 304 | 1348 | NA | NA |
| <u>Radeon HD 7420G</u> | 304 | 1349 | NA | NA |
| <u>Radeon HD 7500G</u> | 303 | 1350 | NA | NA |
| <u>Radeon R3</u> | 302 | 1351 | NA | NA |
| <u>Radeon R1E</u> | 301 | 1352 | NA | NA |
| <u>Radeon HD 7400G</u> | 300 | 1353 | NA | NA |
| <u>NVS 315</u> | 298 | 1354 | 4.98 | \$59.98* |
| <u>GeForce GT 520MX</u> | 296 | 1355 | NA | NA |
| <u>GeForce GT 610</u> | 296 | 1356 | 3.95 | \$74.99* |
| <u>GeForce 9600M GT / GeForce GT 220M</u> | 293 | 1359 | NA | NA |
| <u>GRID K120Q</u> | 293 | 1357 | NA | NA |
| <u>Radeon HD 7480D</u> | 293 | 1358 | NA | NA |
| <u>GeForce GT 520</u> | 292 | 1360 | 3.90 | \$74.99* |
| <u>Radeon HD 2900 GT</u> | 292 | 1361 | NA | NA |
| <u>Radeon HD 7450A</u> | 288 | 1362 | NA | NA |
| <u>GeForce 7950 Xtreme</u> | 287 | 1363 | NA | NA |

| Mobility Radeon HD 5165 | 284 | 1364 | NA | NA |
|---|-------------------|--------------------|---------------------|------------|
| Nazwa karty wideo | Passmark G3D Mark | Ranga (niższa jest | Wartość karty wideo | Cena (USD) |
| Radeon HD 7520G | 283 | 1368 | NA | NA |
| Radeon HD 8280E | 283 | 1367 | NA | NA |
| Intel HD P3000 | 282 | 1371 | NA | NA |
| Radeon HD 2600 XT | 282 | 1370 | NA | NA |

 **Karta graficzna** ▼

| Radeon HD 8370D | 282 | 1369 | NA | NA |
|--|--------------------------------------|------------------------|------------------------------------|---------------------------|
| VisionTek Radeon 4550 | 280 | 1372 | NA | NA |
| GeForce GT 520M | 278 | 1373 | 9.30 | \$29.95* |
| Videocard Name | Passmark G3D Mark (higher is better) | Rank (lower is better) | Videocard Value (higher is better) | Price (USD) |
| Radeon HD 6370M | 275 | 1374 | NA | NA |
| GeForce 320M | 271 | 1375 | NA | NA |
| Radeon HD 8490 | 271 | 1376 | 4.54 | \$59.68* |
| GeForce 9650M GS | 270 | 1378 | NA | NA |
| GeForce Go 7900 GTX | 270 | 1377 | NA | NA |
| Radeon HD 8280G | 269 | 1379 | NA | NA |
| Radeon HD 5470 | 268 | 1380 | NA | NA |
| Mobility Radeon HD 550v | 266 | 1381 | NA | NA |
| GeForce GT 120M | 265 | 1382 | NA | NA |
| Radeon HD8490 | 265 | 1383 | NA | NA |
| GeForce Go 7950 GTX | 263 | 1384 | NA | NA |
| Radeon HD 6450A | 260 | 1385 | NA | NA |
| GeForce 7900 GT | 258 | 1386 | NA | NA |
| Intel HD 3000 | 257 | 1387 | 0.27 | \$945.00* |
| Radeon HD 8400 | 256 | 1388 | NA | NA |
| Quadro NVS 510M | 253 | 1389 | NA | NA |
| Radeon HD 8330 | 250 | 1390 | NA | NA |
| NVS 310 | 249 | 1391 | 4.17 | \$59.98* |
| Qualcomm Adreno 630 GPU | 249 | 1394 | NA | NA |
| Radeon HD 7640G + 8600M Dual | 249 | 1393 | NA | NA |
| Radeon HD 8240 | 249 | 1392 | NA | NA |
| GeForce 7900 GT/GTO | 247 | 1397 | NA | NA |
| GeForce GT 415 | 247 | 1396 | NA | NA |
| Radeon R3E | 247 | 1395 | NA | NA |


Karta graficzna ▼

| <u>CARRIZO 9874</u> Nazwa karty wideo | Passmark G3D Mark (im wyższy) | Ranga (niższa jest) | Wartość karty NA Wideo (im wyższa) | NA Cena (USD) |
|---|--|---------------------------|---|---------------------------|
| <u>GeForce 410M</u> | 244 | 1400 | NA | NA |
| <u>GeForce 7800 GT</u> | 244 | 1401 | 3.05 | \$80.00* |
| <u>Quadro FX 5500</u> | 242 | 1402 | 0.77 | \$315.99* |
| <u>Radeon R5 230</u> | 242 | 1403 | 4.04 | \$59.99* |
| <u>Radeon HD 8330E</u> | 240 | 1404 | NA | NA |
| <u>Radeon HD4650</u> | 239 | 1405 | NA | NA |
| <u>Radeon R2</u> | 238 | 1406 | NA | NA |
| <u>GeForce 510</u> | 237 | 1407 | 3.40 | \$69.99* |
| <u>Mobility Radeon HD 5470</u> | 236 | 1408 | NA | NA |
| <u>Quadro FX 4500 X2</u> | 236 | 1409 | NA | NA |
| <u>Radeon HD 4550</u> | 235 | 1410 | 1.86 | \$126.99* |
| <u>Mobility Radeon HD 3670</u> | 232 | 1411 | NA | NA |
| <u>Radeon HD 7450</u> | 230 | 1412 | 4.60 | \$49.99* |
| <u>Quadro FX 880M</u> | 226 | 1413 | NA | NA |
| <u>Radeon R2E</u> | 224 | 1414 | NA | NA |
| <u>GT 430</u> | 223 | 1415 | 1.56 | \$142.88* |
| <u>Radeon HD 6470M</u> | 223 | 1416 | 0.39 | \$569.99* |
| <u>GeForce 7800 GTX</u> | 221 | 1417 | NA | NA |
| <u>Radeon HD 7340M</u> | 221 | 1418 | NA | NA |
| <u>A6 Micro-6500T Quad-Core APU with RadeonR4</u> | 220 | 1420 | NA | NA |
| <u>HD6450</u> | 220 | 1419 | 5.52 | \$39.99* |
| <u>GeForce 7900 GS</u> | 219 | 1421 | NA | NA |
| <u>Mobility FireGL V5725</u> | 219 | 1422 | NA | NA |
| Videocard Name | Passmark G3D Mark (higher is better) | Rank (lower is better) | Videocard Value (higher is better) | Price (USD) |
| <u>Quadro FX 2500M</u> | 217 | 1423 | 12.45 | \$17.50* |
| <u>Quadro FX 770M</u> | 217 | 1424 | 0.41 | \$527.00* |
| <u>Radeon HD 6410D</u> | 217 | 1425 | NA | NA |
| <u>GeForce 9700M GT</u> | 216 | 1426 | NA | NA |
| <u>Radeon HD 4650</u> | 216 | 1427 | 1.73 | \$124.99* |
| <u>Radeon HD 6320 Graphic</u> | 216 | 1428 | NA | NA |
| <u>FirePro 2460</u> | 215 | 1430 | 2.57 | \$83.99* |
| <u>Mobility Radeon HD 5470</u> | 215 | 1431 | NA | NA |

| <u>Wideo</u> | Passmark G3D | Ranga | Wartość karty | Cena |
|--|--------------|--------------|----------------------|---------------------------|
| Nazwa karty wideo | Mark | (niższa jest | wideo | NA |
| <u>Radeon HD 7350</u> | 215 | 1435 | NA | NA |
| <u>Intel HD 2000</u> | 213 | 1434 | NA | NA |
| <u>Radeon HD 6380G</u> | 213 | 1433 | 0.53 | \$399.99* |
| <u>GeForce GT 240M</u> | 212 | 1436 | NA | NA |
| <u>Intel 2nd Generation SandyBridge HD</u> | 212 | 1435 | NA | NA |

 **Karta graficzna** ▼

| | | | | |
|---|-----|------|----------------------|---------------------------|
| <u>GeForce GT 330M</u> | 211 | 1438 | NA | NA |
| <u>NVS 5100M</u> | 211 | 1440 | NA | NA |
| <u>Radeon HD 2600 PRO</u> | 211 | 1439 | NA | NA |
| <u>WinFast GT 610</u> | 211 | 1437 | NA | NA |
| <u>GeForce Go 7600 GT</u> | 210 | 1441 | NA | NA |
| <u>GeForce Go 7800 GTX</u> | 209 | 1442 | NA | NA |
| <u>Quadro NVS 290</u> | 207 | 1444 | 4.60 | \$45.00* |
| <u>Radeon HD 4650 AGP</u> | 207 | 1443 | NA | NA |
| <u>GeForce GT 220</u> | 206 | 1445 | 5.17 | \$39.99* |
| <u>Radeon HD 8210</u> | 206 | 1446 | NA | NA |
| <u>Barco MXRT 1450</u> | 205 | 1447 | NA | NA |
| <u>Intel 2nd Generation SandyBridge HD 3000</u> | 205 | 1449 | NA | NA |
| <u>Quadro FX 4500</u> | 205 | 1448 | 0.89 | \$230.33* |
| <u>Quadro NVS 320M</u> | 204 | 1450 | NA | NA |
| <u>GeForce GT 230M</u> | 203 | 1452 | NA | NA |
| <u>Radeon HD 8250</u> | 203 | 1451 | NA | NA |
| <u>GeForce 7600 GS</u> | 201 | 1454 | 1.15 | \$175.00* |
| <u>GeForce 7950 GX2</u> | 201 | 1453 | 3.67 | \$54.99* |
| <u>Mobility Radeon HD 545v</u> | 199 | 1455 | NA | NA |
| <u>RADEON HD7450</u> | 199 | 1456 | 8.95 | \$22.25* |
| <u>Radeon HD 6320M</u> | 198 | 1457 | NA | NA |
| <u>GeForce GT 130M</u> | 196 | 1458 | NA | NA |
| <u>Radeon HD 7340G</u> | 196 | 1459 | NA | NA |
| <u>GeForce 6800 GS</u> | 195 | 1460 | NA | NA |
| <u>Radeon HD 6450</u> | 194 | 1461 | 4.53 | \$43.00* |
| <u>Intel Infoshock HD</u> | 193 | 1462 | NA | NA |
| <u>Radeon HD 8210E</u> | 193 | 1463 | NA | NA |
| <u>Radeon HD 6430M</u> | 192 | 1464 | NA | NA |

| <u>Mobility Radeon HD 2600 XT</u> Nazwa karty wideo | Passmark G3D Mark (im wyższy) | Ranga (niższa jest) | Wartość karty Wideo (im wyższa) | Cena (USD) |
|--|-------------------------------------|------------------------|---------------------------------------|--------------------------|
| <u>GeForce 305M</u> | 190 | 1467 | NA | NA |
| <u>GeForce GT 120</u> | 190 | 1468 | 6.35 | \$29.99* |
| <u>Radeon HD 8350</u> | 189 | 1469 | 8.16 | \$23.18* |
| <u>Mobility Radeon HD 540v</u> | 188 | 1470 | NA | NA |

 **Karta graficzna** ▼

| <u>GeForce 505</u> | 186 | 1471 | NA | NA |
|---|--|---------------------------|---------------------------------------|---------------------------|
| Videocard Name | Passmark G3D Mark (higher is better) | Rank (lower is better) | Videocard Value (higher is better) | Price (USD) |
| <u>Quadro FX 1600M</u> | 185 | 1472 | 1.24 | \$149.90* |
| <u>Mobility Radeon HD 5430</u> | 181 | 1473 | NA | NA |
| <u>Barco MXRT 7100</u> | 180 | 1476 | NA | NA |
| <u>Quadro FX 1700M</u> | 180 | 1475 | NA | NA |
| <u>Radeon HD 7310G</u> | 180 | 1474 | NA | NA |
| <u>FireGL V3600</u> | 179 | 1477 | 1.12 | \$160.99* |
| <u>Radeon HD 6230</u> | 179 | 1478 | NA | NA |
| <u>FirePro 2270</u> | 178 | 1480 | 1.23 | \$144.90* |
| <u>FirePro 3D V3700</u> | 178 | 1479 | 2.10 | \$84.99* |
| <u>GeForce 7800 GS</u> | 177 | 1481 | NA | NA |
| <u>GeForce Go 7900 GS</u> | 176 | 1482 | NA | NA |
| <u>Quadro FX 1500</u> | 175 | 1483 | 1.52 | \$115.01* |
| <u>Mobility Radeon HD 530v</u> | 174 | 1484 | NA | NA |
| <u>Radeon HD 7310 - Carte graphique</u> | 174 | 1485 | NA | NA |
| <u>Quadro FX 1500M</u> | 171 | 1486 | NA | NA |
| <u>Radeon HDG 4670</u> | 170 | 1487 | NA | NA |
| <u>GeForce 9650M GT</u> | 169 | 1489 | NA | NA |
| <u>GeForce GT 325M</u> | 169 | 1488 | NA | NA |
| <u>Mobility Radeon HD 2600</u> | 167 | 1490 | NA | NA |
| <u>Radeon HD 7310M</u> | 166 | 1491 | NA | NA |
| <u>Intel HD manual-gen9_2015-133271</u> | 165 | 1492 | NA | NA |
| <u>Radeon E6465</u> | 164 | 1493 | NA | NA |
| <u>GeForce 315</u> | 163 | 1495 | 4.96 | \$32.99* |
| <u>GeForce 7600 GT</u> | 163 | 1494 | 1.93 | \$84.95* |
| <u>VIA/S3G C-645/640 GPU</u> | 163 | 1496 | NA | NA |
| <u>GeForce 8600 GTS</u> | 162 | 1498 | 2.33 | \$70.00* |


Karta graficzna ▼

| <u>GeForce 9500 GS</u> Nazwa karty wideo | Passmark G3D Mark <i>(im wyższy)</i> | Ranga (niższa jest) | Wartość karty NA Wideo <i>(im wyższa)</i> | NA Cena (USD) |
|---|--|------------------------|--|---------------------------|
| <u>Radeon HD 3670</u> | 158 | 1500 | NA | NA |
| <u>Radeon HD 4300/4500 Serisi</u> | 155 | 1501 | NA | NA |
| <u>Radeon HD 7340</u> | 154 | 1502 | 0.28 | \$552.69* |
| <u>Radeon HD 8180</u> | 152 | 1503 | NA | NA |

| <u>GeForce GT 220M</u> | 151 | 1505 | NA | NA |
|---------------------------------------|---|----------------------------------|--|---------------------------|
| <u>Radeon X1950 CrossFire Edition</u> | 151 | 1504 | NA | NA |
| <u>Radeon HD 3650 AGP</u> | 150 | 1506 | NA | NA |
| <u>Mobility Radeon HD 4350</u> | 148 | 1510 | NA | NA |
| <u>Quadro FX 3450</u> | 148 | 1507 | 1.24 | \$119.99* |
| <u>Radeon HD 6300M</u> | 148 | 1508 | NA | NA |
| <u>Radeon HD 6320</u> | 148 | 1509 | 0.27 | \$554.99* |
| <u>GeForce Go 7700</u> | 147 | 1511 | NA | NA |
| <u>ZX Chrome 645/640 GPU</u> | 147 | 1512 | NA | NA |
| <u>Quadro FX 580</u> | 146 | 1513 | 2.13 | \$68.89* |
| <u>Radeon X1900 GT</u> | 145 | 1514 | NA | NA |
| <u>GeForce 6800 GT</u> | 142 | 1516 | NA | NA |
| <u>Quadro FX 380 LP</u> | 142 | 1515 | NA | NA |
| <u>RADEON HD 6350</u> | 141 | 1517 | 3.94 | \$35.95* |
| <u>nForce 760i SLI</u> | 140 | 1522 | NA | NA |
| <u>Radeon HD 4290</u> | 140 | 1518 | NA | NA |
| <u>Radeon HD 5450</u> | 140 | 1519 | 2.16 | \$64.99* |
| Videocard Name | Passmark G3D Mark <i>(higher is better)</i> | Rank <i>(lower is better)</i> | Videocard Value <i>(higher is better)</i> | Price (USD) |
| <u>Radeon HD 6290M</u> | 140 | 1521 | NA | NA |
| <u>Radeon X1800 GTO</u> | 140 | 1520 | NA | NA |
| <u>Intel Haswell HD - GT2</u> | 139 | 1523 | NA | NA |
| <u>NVS 2100M</u> | 139 | 1524 | NA | NA |
| <u>GeForce 6800 Ultra</u> | 138 | 1525 | NA | NA |
| <u>GeForce Go 6800 Ultra</u> | 137 | 1526 | NA | NA |
| <u>Radeon X1900 CrossFire Edition</u> | 137 | 1527 | NA | NA |
| <u>GeForce 6800 XT</u> | 135 | 1531 | NA | NA |
| <u>Mobility Radeon HD 3650</u> | 135 | 1530 | NA | NA |
| <u>Mobility Radeon HD 4330</u> | 135 | 1529 | NA | NA |

| Radeon R5 220 Nazwa karty wideo | Passmark G3D 135 Mark <i>(im wyższy)</i> | Ranga 1329 <i>(niższa jest)</i> | Wartość karty 1.59 wideo <i>(im wyższa)</i> | \$85.26* Cena <i>(USD)</i> |
|--|---|---------------------------------------|--|---|
| GeForce 7650 GS | 134 | 1536 | NA | NA |
| GeForce 9500 GT | 134 | 1537 | 1.56 | \$85.99* |
| GeForce 9800 GT 1024MB | 134 | 1534 | NA | NA |
| Mobility Radeon X1900 | 134 | 1532 | NA | NA |

Karta graficzna ▼

| | | | | |
|---|-----|------|----------------------|-----------------------------|
| Quadro FX 3450/4000 SDI | 134 | 1533 | NA | NA |
| Mobility Radeon HD 4570 | 132 | 1538 | NA | NA |
| GeForce G200 | 131 | 1539 | NA | NA |
| MOBILITY RADEON X1800 | 130 | 1541 | NA | NA |
| Radeon HD 7310 | 130 | 1540 | NA | NA |
| GeForce 9200M GE | 129 | 1542 | NA | NA |
| Quadro FX 380M | 129 | 1544 | NA | NA |
| RADEON X800 SE | 129 | 1543 | NA | NA |
| FireGL V7300 | 128 | 1547 | 0.11 | \$1,189.99* |
| GeForce 9300 / nForce 730i | 128 | 1545 | NA | NA |
| GeForce 9600M GT | 128 | 1546 | NA | NA |
| All-in-Wonder X1900 | 127 | 1549 | NA | NA |
| GeForce Go 7600 | 127 | 1548 | NA | NA |
| GeForce 205 | 126 | 1554 | NA | NA |
| GeForce 405 | 126 | 1553 | 5.14 | \$24.64* |
| GeForce 9300 | 126 | 1550 | NA | NA |
| GeForce 9600M GS | 126 | 1552 | NA | NA |
| Radeon HD 3300 | 126 | 1551 | NA | NA |
| GeForce 8700M GT | 125 | 1555 | NA | NA |
| GeForce 310 | 124 | 1556 | 1.15 | \$108.35* |
| M76M | 124 | 1558 | NA | NA |
| Seria Mobility Radeon HD 3400 | 124 | 1557 | NA | NA |
| Intel Haswell HD - GT1 | 123 | 1561 | NA | NA |
| Matrox G200e WDDM 2.0 | 123 | 1559 | NA | NA |
| Radeon HD 7290M | 123 | 1560 | NA | NA |
| GeForce 315M | 122 | 1567 | NA | NA |
| GeForce G100 | 122 | 1566 | 6.12 | \$19.99* |
| GeForce G210M | 122 | 1562 | NA | NA |

| <u>Intel Q45/Q43 Express Chipset</u> | 122 | 1564 | NA | NA |
|--------------------------------------|--------------------------------------|------------------------|------------------------------------|-------------|
| Nazwa karty wideo | Passmark G3D Mark | Ranga (niższa jest | Wartość karty wideo | Cena |
| Quadro FX 570M | 122 | 1563 | NA | NA |
| GeForce 9500M G | 121 | 1569 | NA | NA |
| Videocard Name | Passmark G3D Mark (higher is better) | Rank (lower is better) | Videocard Value (higher is better) | Price (USD) |

Karta graficzna ▼

| | | | | |
|--|-----|------|----------------------|---------------------------|
| <u>Extreme AX850 PRO</u> | 120 | 1571 | NA | NA |
| <u>Radeon HD 2400</u> | 120 | 1570 | 4.85 | \$24.88* |
| <u>GeForce 9400M</u> | 118 | 1574 | NA | NA |
| <u>Radeon HD 2400 XT</u> | 118 | 1572 | NA | NA |
| <u>RV530 PRO</u> | 118 | 1573 | NA | NA |
| <u>FireMV 2260</u> | 117 | 1576 | 1.12 | \$104.99* |
| <u>GeForce 7300 GT</u> | 117 | 1577 | 0.78 | \$149.99* |
| <u>Mobile Intel 45 Express-Chipsatzfamilie</u> | 117 | 1578 | NA | NA |
| <u>Radeon HD 6290</u> | 117 | 1575 | NA | NA |
| <u>FireGL V7200</u> | 116 | 1584 | NA | NA |
| <u>GeForce 8600 GT</u> | 116 | 1579 | 0.62 | \$189.00* |
| <u>NVS 3100M</u> | 116 | 1583 | NA | NA |
| <u>PHDGD Quantic C3</u> | 116 | 1581 | NA | NA |
| <u>Quadro FX 1700</u> | 116 | 1580 | 4.25 | \$27.50* |
| <u>Radeon X1700 Targa Edition</u> | 116 | 1582 | NA | NA |
| <u>GeForce G105M</u> | 115 | 1585 | NA | NA |
| <u>GeForce GT 320M</u> | 115 | 1589 | NA | NA |
| <u>Quadro FX 570</u> | 115 | 1587 | 1.54 | \$74.99* |
| <u>Radeon HD 7290</u> | 115 | 1588 | NA | NA |
| <u>Radeon X1600 XT</u> | 115 | 1586 | NA | NA |
| <u>FireGL V5200</u> | 114 | 1591 | NA | NA |
| <u>GeForce Go 7800</u> | 114 | 1590 | NA | NA |
| <u>NVS 300</u> | 114 | 1593 | 8.15 | \$14.00* |
| <u>Radeon HD 2400 Pro</u> | 114 | 1592 | NA | NA |
| <u>Quadro FX 560</u> | 113 | 1594 | 0.76 | \$150.25* |
| <u>FirePro 2260</u> | 112 | 1596 | NA | NA |
| <u>GeForce 6800</u> | 112 | 1597 | 2.82 | \$39.99* |
| <u>Intel HD Modded</u> | 112 | 1599 | NA | NA |

| <u>Radeon X1950 Pro</u> | 112 | 1595 | NA | NA |
|---------------------------------------|--------------|--------------|----------------------|--------------------------|
| Nazwa karty wideo | Passmark G3D | Ranga | Wartość karty | Cena |
| <u>Canniba R</u> | Mark | (niższa jest | wideo | USD) |
| <u>RADEON X800 GT</u> | 111 | 1602 | NA | NA |
| <u>Mobility Radeon HD 3400 Serisi</u> | 111 | 1602 | NA | NA |
| <u>Radeon HD 4200</u> | 111 | 1600 | NA | NA |
| <u>FireGL V7350</u> | 110 | 1603 | 5.55 | \$19.99* |
| <u>Radeon HD 2600 Pro AGP</u> | 110 | 1604 | NA | NA |

Karta graficzna ▼

| <u>GeForce 6800 LE</u> | 109 | 1608 | NA | NA |
|---|--|---------------------------|---------------------------------------|---------------------------|
| <u>GeForce 8400 GS</u> | 109 | 1606 | 2.26 | \$48.54 |
| <u>Radeon HD 4270</u> | 109 | 1605 | NA | NA |
| <u>Radeon HD 4330</u> | 109 | 1609 | NA | NA |
| <u>VIA/S3G Chrome 645/640 GPU</u> | 109 | 1610 | NA | NA |
| <u>XFx Radeon HD 4650 AGP</u> | 109 | 1607 | NA | NA |
| <u>ION</u> | 108 | 1611 | 0.47 | \$229.99* |
| <u>Quadro FX 370 LP</u> | 108 | 1612 | NA | NA |
| <u>GeForce 8600 GS</u> | 106 | 1614 | NA | NA |
| <u>GeForce G210</u> | 106 | 1613 | 1.69 | \$63.13* |
| <u>GeForce Go 6800</u> | 106 | 1617 | NA | NA |
| <u>Radeon Infoshock 3000</u> | 106 | 1615 | NA | NA |
| <u>Radeon X1950 GT</u> | 106 | 1616 | NA | NA |
| <u>GeForce9400M</u> | 105 | 1619 | NA | NA |
| Videocard Name | Passmark G3D Mark (higher is better) | Rank (lower is better) | Videocard Value (higher is better) | Price (USD) |
| <u>Radeon HD 3470</u> | 105 | 1618 | NA | NA |
| <u>GeForce 9450</u> | 104 | 1620 | NA | NA |
| <u>M880G with Mobility Radeon HD 4250</u> | 104 | 1623 | NA | NA |
| <u>Mobility Radeon X1700</u> | 104 | 1621 | NA | NA |
| <u>Quadro FX 3400/4400</u> | 104 | 1622 | NA | NA |
| <u>FireGL V3400</u> | 103 | 1627 | NA | NA |
| <u>GeForce 9500M</u> | 103 | 1624 | NA | NA |
| <u>GeForce 9500M GS</u> | 103 | 1626 | NA | NA |
| <u>Quadro FX 1400</u> | 103 | 1625 | 0.42 | \$245.01* |
| <u>GeForce 6800 GS/XT</u> | 102 | 1632 | NA | NA |
| <u>Intel G33/G31 Express</u> | 102 | 1631 | NA | NA |
| <u>Mobility Radeon HD 2400 XT</u> | 102 | 1633 | NA | NA |
| <u>Quadro FX 370 Low Profile</u> | 102 | 1629 | NA | NA |


Karta graficzna ▼

| <u>Quadro FX 380</u> Nazwa karty wideo | Passmark G3D 102 Mark <i>(im wyższy)</i> | Ranga 1029 (niższa jest) | Wartość karty 1.42 wideo <i>(im wyższa)</i> | \$72.50* Cena <i>(USD)</i> |
|---|---|--------------------------------|--|----------------------------------|
| <u>GeForce 9300M GS</u> | 101 | 1635 | 5.07 | \$19.95* |
| <u>Quadro FX 4000</u> | 101 | 1636 | NA | NA |
| <u>Quadro FX Go1400</u> | 101 | 1634 | NA | NA |
| <u>GeForce 6600 GT</u> | 100 | 1637 | 1.55 | \$64.95* |
| <u>GeForce 8500 GT</u> | 100 | 1638 | NA | NA |
| <u>Intel Media Accelerator HD</u> | 99 | 1639 | NA | NA |
| <u>GeForce 8400M GT</u> | 98 | 1645 | NA | NA |
| <u>GeForce 9200</u> | 98 | 1642 | NA | NA |
| <u>Mobility Radeon HD 3430</u> | 98 | 1644 | NA | NA |
| <u>Mobility Radeon HD 4250</u> | 98 | 1641 | NA | NA |
| <u>Radeon 3000</u> | 98 | 1643 | 0.31 | \$319.00* |
| <u>Radeon X1600 Pro</u> | 98 | 1640 | NA | NA |
| <u>GeForce 210</u> | 97 | 1651 | 2.56 | \$37.99 |
| <u>GeForce 9300GE</u> | 97 | 1648 | 5.43 | \$18.00* |
| <u>ION LE</u> | 97 | 1647 | NA | NA |
| <u>Quadro NVS 130M</u> | 97 | 1650 | NA | NA |
| <u>Radeon HD 6250</u> | 97 | 1646 | NA | NA |
| <u>RADEON X800 XT</u> | 97 | 1649 | NA | NA |
| <u>Mobility Radeon HD serie 4200</u> | 96 | 1652 | NA | NA |
| <u>GeForce 6700 XL</u> | 95 | 1654 | NA | NA |
| <u>Radeon HD 3000</u> | 95 | 1653 | NA | NA |
| <u>Matrox G200eW3 WDDM 2.0</u> | 94 | 1656 | NA | NA |
| <u>MEDION RADEON X740XL</u> | 94 | 1655 | NA | NA |
| <u>GeForce G102M</u> | 93 | 1658 | NA | NA |
| <u>Mobility Radeon HD 3470</u> | 93 | 1659 | NA | NA |
| <u>Mobility Radeon HD 3470 Hybrid X2</u> | 93 | 1657 | NA | NA |
| <u>Quadro FX 370M</u> | 93 | 1660 | NA | NA |
| <u>FireGL V5100</u> | 92 | 1663 | NA | NA |
| <u>M880G with Mobility Radeon HD 4200</u> | 92 | 1662 | NA | NA |
| <u>Mobility Radeon HD 4270</u> | 92 | 1661 | NA | NA |
| <u>Mobility Radeon X1600</u> | 92 | 1665 | NA | NA |
| <u>nForce 780a SLI</u> | 92 | 1666 | NA | NA |

| | | | | |
|------------------------|--------------|---------------|---------------------|-------|
| <u>Quadro NVS 150M</u> | Passmark G3D | 1664 | NA | NA |
| Nazwa karty wideo | Mark | Ranga | Wartość karty wideo | Cena |
| GeForce 8600 | Określenie | (niższa jest) | (wyższa) | (USD) |

Karta graficzna ▼

| | (higher is better) | (lower is better) | (higher is better) | (USD) |
|------------------------|--------------------|-------------------|----------------------|---------------------------|
| <u>GeForce 8300</u> | 91 | 1670 | 4.04 | \$22.68* |
| <u>GeForce 9400 GT</u> | 91 | 1669 | 0.55 | \$165.00* |
| <u>GeForce G205M</u> | 91 | 1668 | NA | NA |

| | | | | |
|--------------------------------|----|------|----------------------|---------------------------|
| <u>Mobility Radeon HD 3450</u> | 91 | 1671 | NA | NA |
| <u>RADEON X600XT</u> | 91 | 1667 | NA | NA |
| <u>GeForce 9400</u> | 90 | 1674 | NA | NA |
| <u>GeForce 9400M G</u> | 90 | 1676 | NA | NA |
| <u>Mobility Radeon HD 4200</u> | 90 | 1673 | NA | NA |
| <u>Quadro NVS 160M</u> | 90 | 1675 | NA | NA |
| <u>Mobility Radeon HD 2400</u> | 89 | 1677 | NA | NA |
| <u>Quadro NVS 140M</u> | 89 | 1678 | NA | NA |
| <u>GeForce 6610 XL</u> | 88 | 1679 | NA | NA |
| <u>Quadro FX 360M</u> | 86 | 1680 | NA | NA |
| <u>GeForce 9100M G</u> | 85 | 1682 | NA | NA |
| <u>Quadro FX 350</u> | 85 | 1681 | NA | NA |
| <u>ALL-IN-WONDER X800 GT</u> | 84 | 1686 | NA | NA |
| <u>FireGL V3200</u> | 84 | 1683 | NA | NA |
| <u>GeForce 8600M GT</u> | 84 | 1689 | NA | NA |
| <u>GeForce 9300M G</u> | 84 | 1685 | NA | NA |
| <u>Radeon X1300 PRO</u> | 84 | 1687 | NA | NA |
| <u>Radeon X1650 Pro</u> | 84 | 1684 | 0.53 | \$160.89* |
| <u>RADEON X800 GT</u> | 84 | 1688 | NA | NA |
| <u>GeForce 999 GTX</u> | 83 | 1690 | NA | NA |
| <u>nForce 750a SLI</u> | 83 | 1692 | NA | NA |
| <u>Quadro FX 370</u> | 83 | 1691 | 0.67 | \$125.00* |
| <u>Radeon HD 3200</u> | 82 | 1693 | NA | NA |
| <u>GeForce 8400</u> | 81 | 1702 | 0.14 | \$589.99* |
| <u>GeForce 8400M GS</u> | 81 | 1697 | 5.45 | \$14.99* |
| <u>GeForce 9100</u> | 81 | 1694 | NA | NA |
| <u>GeForce 9300 SE</u> | 81 | 1700 | NA | NA |
| <u>MOBILITY FireGL V5000</u> | 81 | 1699 | NA | NA |

| <u>Mobility Radeon 4100</u> | 81 | 1704 | NA | NA |
|--|------------------------------------|----------------------------------|--------------------------------------|--------------------------|
| Nazwa karty wideo Mobility Radeon V2500 | Passmark G3D Mark Róż wyższy | Ranga (niższa jest lepsza) | Wartość karty wideo Róż wyższy | Cena USD |
| <u>Radeon HD 3450</u> | 81 | 1698 | 1.82 | \$44.98* |
| <u>RADEON X800 XT Platinum Edition</u> | 81 | 1703 | NA | NA |
| <u>RADEON X850 XT</u> | 81 | 1705 | NA | NA |
| <u>RADEON X850 XT Platinum Edition</u> | 81 | 1695 | NA | NA |


Karta graficzna ▼

| <u>GeForce 9300 GS</u> | 80 | 1708 | 1.34 | \$59.95* |
|---|--|---------------------------|---------------------------------------|---------------------------|
| <u>Quadro FX 540</u> | 80 | 1706 | 1.35 | \$59.99* |
| <u>Quadro NVS 420</u> | 80 | 1707 | 0.24 | \$335.20* |
| <u>GeForce 8100 / nForce 720a</u> | 79 | 1711 | NA | NA |
| <u>GeForce 8200</u> | 79 | 1710 | NA | NA |
| <u>RADEON X800GT</u> | 79 | 1709 | NA | NA |
| <u>Intel Q965/Q963 Express</u> | 78 | 1712 | NA | NA |
| <u>GeForce 8600M GS</u> | 77 | 1713 | NA | NA |
| <u>Quadro NVS 295</u> | 77 | 1714 | 1.29 | \$59.99* |
| <u>Radeon HD 2350</u> | 76 | 1716 | NA | NA |
| <u>RADEON X800 GTO</u> | 76 | 1715 | NA | NA |
| Videocard Name | Passmark G3D Mark (higher is better) | Rank (lower is better) | Videocard Value (higher is better) | Price (USD) |
| <u>M860G with Mobility Radeon 4100</u> | 75 | 1718 | NA | NA |
| <u>RADEON X700 PRO</u> | 75 | 1717 | NA | NA |
| <u>GeForce 7350 LE</u> | 74 | 1720 | NA | NA |
| <u>Radeon X1650 GTO</u> | 74 | 1719 | NA | NA |
| <u>FireMV 2450</u> | 73 | 1721 | NA | NA |
| <u>Mobility Radeon HD 4300 Serisi</u> | 73 | 1725 | NA | NA |
| <u>Quadro NVS 450</u> | 73 | 1723 | 0.52 | \$139.99* |
| <u>Radeon 3100</u> | 73 | 1722 | 0.45 | \$163.98 |
| <u>RADEON X800 PRO/GTO</u> | 73 | 1724 | NA | NA |
| <u>RADEON X700</u> | 72 | 1727 | NA | NA |
| <u>RADEON X850 PRO</u> | 72 | 1726 | NA | NA |
| <u>FireGL V7100</u> | 71 | 1728 | NA | NA |
| <u>GeForce 8200M G</u> | 71 | 1729 | NA | NA |
| <u>GeForce 9300 GE</u> | 71 | 1733 | 3.10 | \$22.99* |
| <u>M880G with Mobility Radeon HD 4225</u> | 71 | 1731 | NA | NA |
| <u>MEDION RADEON 9800 XXL</u> | 71 | 1730 | NA | NA |


Karta graficzna ▼

| Radeon X1650 SE Nazwa karty wideo | Passmark G3D 71 Mark <i>(im wyższy)</i> | Ranga (niższa jest) | Wartość karty NA Wideo <i>(im wyższa)</i> | NA Cena (USD) |
|--|--|------------------------|--|---------------------|
| Diamond X1300-PCIE 256MB | 70 | 1738 | NA | NA |
| FireGL V3300 | 70 | 1737 | NA | NA |
| GeForce G 105M | 70 | 1736 | NA | NA |
| Radeon X550XTX | 70 | 1735 | NA | NA |

| | | | | |
|---|---|-----------------------------------|---|---------------------------|
| BASICDISPLAY | 69 | 1739 | NA | NA |
| GeForce 7300 GS | 69 | 1743 | NA | NA |
| GeForce Go 6600 | 69 | 1740 | NA | NA |
| Quadro FX 3000 | 69 | 1744 | 0.41 | \$166.61* |
| Radeon X1600 Pro / X1300XT | 69 | 1742 | NA | NA |
| RADEON X800 XL | 69 | 1741 | NA | NA |
| FireGL V3350 | 68 | 1745 | NA | NA |
| GeForce 8400 SE | 68 | 1748 | NA | NA |
| Intel B43 Express Chipset | 68 | 1747 | NA | NA |
| Mobile Intel 45 Express | 68 | 1746 | NA | NA |
| 256MB RADEON X600 | 67 | 1751 | NA | NA |
| Intel G45/G43/G41 Express Chipset | 67 | 1749 | NA | NA |
| Matrox G200eR WDDM 2.0 | 67 | 1750 | NA | NA |
| 128MB DDR Radeon 9800 Pro | 66 | 1756 | NA | NA |
| GeForce 8300 GS | 66 | 1753 | NA | NA |
| Mobility Radeon HD 4225 | 66 | 1755 | NA | NA |
| MOBILITY RADEON X700 | 66 | 1752 | NA | NA |
| Radeon X1550 | 66 | 1754 | 0.59 | \$113.00* |
| GeForce Go 7400 | 65 | 1757 | NA | NA |
| M71-M | 64 | 1759 | NA | NA |
| RADEON X800 PRO | 64 | 1758 | NA | NA |
| GeForce G 103M | 63 | 1761 | NA | NA |
| Quadro FX 550 | 63 | 1760 | 0.43 | \$149.00* |
| 128 DDR Radeon 9800 Pro | 62 | 1766 | NA | NA |
| Intel HD manual-15.28-1861 | 62 | 1763 | NA | NA |
| MOBILITY FireGL V3200 | 62 | 1765 | NA | NA |
| Mobility Radeon HD 3410 | 62 | 1762 | NA | NA |
| Videocard Name | Passmark G3D Mark (higher is better) | Rank (lower is better) | Videocard Value (higher is better) | Price (USD) |


Karta graficzna ▼

| <u>Quadro FX 350M</u> Nazwa karty wideo | Passmark G3D Mark <i>(im wyższy)</i> | Ranga (niższa jest) | Wartość karty NA Wideo <i>(im wyższa)</i> | NA Cena (USD) |
|--|--|------------------------|--|---------------------------|
| <u>SAPPHIRE Radeon X1550</u> | 61 | 1768 | NA | NA |
| <u>GeForce 9200M GS</u> | 60 | 1769 | NA | NA |
| <u>FireGL X1</u> | 59 | 1775 | NA | NA |
| <u>GeForce FX 5950 Ultra</u> | 59 | 1774 | NA | NA |
| <u>Matrox G200e WDDM 1.2</u> | 59 | 1773 | NA | NA |
| <u>MOBILITY RADEON X700 XL</u> | 59 | 1770 | NA | NA |
| <u>Radeon 2100</u> | 59 | 1771 | 0.46 | \$129.99 |
| <u>RADEON 9800 PRO</u> | 59 | 1772 | NA | NA |
| <u>GeForce 6800 XE</u> | 58 | 1776 | NA | NA |
| <u>GeForce 8400M G</u> | 58 | 1777 | NA | NA |
| <u>Radeon X1300</u> | 58 | 1778 | 3.44 | \$16.99* |
| <u>Intel - Express Chipset Q45/Q43</u> | 57 | 1780 | NA | NA |
| <u>Intel G41 Express Chipset</u> | 57 | 1779 | NA | NA |
| <u>Intel G41 Express-Chipsatz</u> | 57 | 1782 | NA | NA |
| <u>Intel Q45/Q43 Express-Chipsatz</u> | 57 | 1783 | NA | NA |
| <u>RADEON 9800</u> | 57 | 1781 | 0.27 | \$210.52* |
| <u>Intel - Express Chipset G41</u> | 56 | 1786 | NA | NA |
| <u>Quadro NVS 135M</u> | 56 | 1784 | NA | NA |
| <u>RADEON 9800 XT</u> | 56 | 1785 | NA | NA |
| <u>RADEON X550XT</u> | 56 | 1788 | NA | NA |
| <u>RADEON X600 256MB HyperMemory</u> | 56 | 1787 | NA | NA |
| <u>GeForce 7300 LE</u> | 55 | 1790 | 1.74 | \$32.00* |
| <u>Intel G45/G43 Express Chipset</u> | 55 | 1789 | NA | NA |
| <u>RADEON 9700 PRO</u> | 53 | 1791 | NA | NA |
| <u>FireGL V3100</u> | 52 | 1792 | NA | NA |
| <u>GeForce Go 7300</u> | 52 | 1795 | NA | NA |
| <u>Intel Q35 Express</u> | 52 | 1793 | NA | NA |
| <u>Radeon Xpress 1300</u> | 52 | 1794 | NA | NA |
| <u>FirePro 2450</u> | 51 | 1800 | 0.18 | \$278.00* |
| <u>GeForce 6600 LE</u> | 51 | 1799 | NA | NA |
| <u>GeForce FX Go5700</u> | 51 | 1798 | NA | NA |
| <u>Matrox G200eh WDDM 1.2</u> | 51 | 1796 | NA | NA |

| <u>RADEON E2400</u> | 51 | 1797 | NA | NA |
|--------------------------------|--------------|--------------|---------------|------|
| Nazwa karty wideo | Passmark G3D | Ranga | Wartość karty | Cena |
| Matrox G200eh WDDM 1.0 | Mark | (niższa jest | wideo | USD) |
| | lepszy | lepszy | lepszy | |
| <u>Mobility Radeon HD 2300</u> | 50 | 1803 | NA | NA |
| <u>MOBILITY RADEON X600</u> | 50 | 1804 | NA | NA |
| <u>RADEON X550</u> | 50 | 1801 | NA | NA |
| <u>128MB RADEON X600 SE</u> | 49 | 1809 | NA | NA |

 **Karta graficzna** ▼

| <u>MOBILITY RADEON X600 SE</u> | 49 | 1807 | NA | NA |
|---|--------------------------------------|------------------------|------------------------------------|---------------------------|
| <u>Radeon X1050</u> | 49 | 1808 | NA | NA |
| <u>Radeon X1600</u> | 49 | 1806 | NA | NA |
| <u>Mobility Radeon X2300</u> | 48 | 1811 | NA | NA |
| <u>Mobility Radeon X2300 HD</u> | 48 | 1810 | NA | NA |
| <u>Quadro NVS 110M</u> | 47 | 1813 | NA | NA |
| <u>Radeon X1550 64-bit</u> | 47 | 1812 | NA | NA |
| <u>SAPPHIRE RADEON 9600 ATLANTIS</u> | 47 | 1814 | NA | NA |
| Videocard Name | Passmark G3D Mark (higher is better) | Rank (lower is better) | Videocard Value (higher is better) | Price (USD) |
| <u>GeForce 7300 SE/7200 GS</u> | 46 | 1816 | NA | NA |
| <u>MOBILITY RADEON 9800</u> | 46 | 1817 | NA | NA |
| <u>Quadro NVS 120M</u> | 46 | 1815 | NA | NA |
| <u>FireMV 2250</u> | 45 | 1818 | 0.43 | \$105.99* |
| <u>GeForce 6200 TurboCache</u> | 45 | 1819 | NA | NA |
| <u>GeForce Go 7200</u> | 45 | 1820 | NA | NA |
| <u>Matrox G200eh WDDM 2.0</u> | 45 | 1821 | NA | NA |
| <u>128 DDR Radeon 9700 TX w/TV-Out</u> | 44 | 1826 | NA | NA |
| <u>GeForce Go 6600 TE/6200 TE</u> | 44 | 1823 | NA | NA |
| <u>Mobile Intel 4 Express-Chipsatzfamilie</u> | 44 | 1825 | NA | NA |
| <u>Mobile Intel serie 4 Express</u> | 44 | 1824 | NA | NA |
| <u>MOBILITY FireGL V5200</u> | 44 | 1822 | NA | NA |
| <u>GeForce 7100 / nForce 630i</u> | 42 | 1831 | NA | NA |
| <u>Matrox M9138 LP PCIe x16</u> | 42 | 1830 | NA | NA |
| <u>Mobility Radeon X1400</u> | 42 | 1827 | NA | NA |
| <u>RADEON 9600 PRO</u> | 42 | 1828 | NA | NA |
| <u>Radeon Xpress 1250</u> | 42 | 1829 | NA | NA |
| <u>GeForce FX 5900 Ultra</u> | 41 | 1833 | NA | NA |
| <u>RADEON 9500 PRO / 9700</u> | 41 | 1832 | NA | NA |


Karta graficzna ▼

| <u>GeForce 7100 GS</u> Nazwa karty wideo | Passmark G3D 40 Mark (im wyższy) | Ranga 1839 (niższa jest) | Wartość karty NA Wideo (im wyższa) | NA Cena (USD) |
|---|---|--------------------------------|---|---------------------|
| <u>GeForce FX 5900XT</u> | 40 | 1840 | NA | NA |
| <u>Gigabyte RADEON X300</u> | 40 | 1834 | NA | NA |
| <u>Matrox G200eh</u> | 40 | 1838 | NA | NA |
| <u>MOBILITY FIREGL T2</u> | 40 | 1836 | NA | NA |

| | | | | |
|---|---|-----------------------------------|---|---------------------------|
| <u>Radeon Xpress 1300M</u> | 40 | 1839 | NA | NA |
| <u>GeForce 7300 SE</u> | 39 | 1847 | NA | NA |
| <u>GIGABYTE RADEON 9600 PRO</u> | 39 | 1846 | NA | NA |
| <u>Matrox G200eW</u> | 39 | 1842 | NA | NA |
| <u>MOBILITY RADEON 9600/9700</u> | 39 | 1845 | NA | NA |
| <u>Mobility Radeon X1300</u> | 39 | 1843 | NA | NA |
| <u>Mobility Radeon X1350</u> | 39 | 1841 | NA | NA |
| <u>S3 Chrome 430 ULP</u> | 39 | 1844 | NA | NA |
| <u>GeForce 6500</u> | 38 | 1849 | NA | NA |
| <u>Mobile Intel - famiglia Express Chipset 45</u> | 38 | 1848 | NA | NA |
| <u>Quadro NVS 285 128MB</u> | 38 | 1850 | 0.70 | \$55.00* |
| <u>RADEON X300SE</u> | 38 | 1851 | NA | NA |
| <u>256MB DDR Radeon 9800 XT</u> | 37 | 1853 | NA | NA |
| <u>Mobile Intel 965 Express</u> | 37 | 1852 | NA | NA |
| <u>Quadro NVS 440</u> | 37 | 1854 | 0.30 | \$124.99* |
| <u>Radeon X1250</u> | 37 | 1855 | NA | NA |
| <u>CONNECT 3D RADEON X300</u> | 36 | 1857 | NA | NA |
| <u>FireMV 2200 PCIe</u> | 36 | 1859 | 0.40 | \$89.99* |
| <u>Matrox G200eR</u> | 36 | 1856 | NA | NA |
| <u>MOBILITY RADEON 9600</u> | 36 | 1860 | NA | NA |
| <u>RADEON 9500</u> | 36 | 1858 | 0.90 | \$40.50* |
| <u>GeForce 7025 / nForce 630a</u> | 35 | 1862 | NA | NA |
| <u>Quadro FX 1100</u> | 35 | 1861 | 0.17 | \$212.99* |
| <u>Quadro NVS 285</u> | 35 | 1864 | 1.26 | \$27.99* |
| Videocard Name | Passmark G3D Mark (higher is better) | Rank (lower is better) | Videocard Value (higher is better) | Price (USD) |
| <u>RADEON 9600 XT</u> | 35 | 1865 | NA | NA |
| <u>Radeon Xpress 1200</u> | 35 | 1863 | NA | NA |
| <u>GeForce FX 5700 Ultra</u> | 34 | 1871 | NA | NA |


Karta graficzna ▼

| GeForce FX 5900 Nazwa karty wideo | Passmark G3D 34 Mark <i>(im wyższy)</i> | Ranga 1872 <i>(niższa jest)</i> | Wartość karty NA Wideo <i>(im wyższa)</i> | NA Cena <i>(USD)</i> |
|--|--|---------------------------------------|--|----------------------------|
| GeForce PCX 5900 | 34 | 1872 | NA | NA |
| Quadro FX 1000 | 34 | 1870 | NA | NA |
| Quadro FX 1300 | 34 | 1869 | NA | NA |
| RADEON 9550 | 34 | 1867 | 1.09 | \$31.88* |

| | | | | |
|---|----|------|----------------------|--------------------------|
| Radeon Xpress 1100 | 34 | 1873 | NA | NA |
| GeForce 6150 LE | 33 | 1878 | NA | NA |
| GeForce 7150 / nForce 630i | 33 | 1879 | NA | NA |
| GeForce FX 5700VE | 33 | 1877 | NA | NA |
| MOBILITY FIREGL T2/T2e | 33 | 1875 | NA | NA |
| Mobility Radeon X1450 | 33 | 1876 | NA | NA |
| MOBILITY RADEON X300 | 33 | 1874 | NA | NA |
| GeForce 6200 A-LE | 32 | 1883 | NA | NA |
| GeForce FX 5900ZT | 32 | 1881 | NA | NA |
| Intel Media Accelerator | 32 | 1880 | NA | NA |
| Radeon X1200 | 32 | 1882 | NA | NA |
| GeForce 7050 / nForce 620i | 31 | 1885 | NA | NA |
| Radeon X1270 | 31 | 1886 | NA | NA |
| Red Hat QXL controller | 31 | 1884 | NA | NA |
| All-in-Wonder X1800XL | 30 | 1892 | NA | NA |
| FireGL T2-128 | 30 | 1889 | NA | NA |
| GeForce 6200 LE | 30 | 1888 | 0.75 | \$41.24* |
| GeForce 7050 PV / nForce 630a | 30 | 1890 | NA | NA |
| MOBILITY RADEON 9550 | 30 | 1891 | NA | NA |
| OpenXT Display Driver | 30 | 1887 | NA | NA |
| GeForce 6150SE nForce 430 | 29 | 1894 | NA | NA |
| Radeon 9550 / X1050 | 29 | 1896 | NA | NA |
| Radeon Xpress 1150 | 29 | 1893 | NA | NA |
| RADEON XPRESS 200 | 29 | 1895 | NA | NA |
| GeForce 6200SE TurboCache | 28 | 1897 | NA | NA |
| GeForce 6200 | 27 | 1898 | 0.69 | \$39.99* |
| GeForce 7050 / nForce 630i | 27 | 1903 | NA | NA |
| MOBILITY FireGL V5250 | 27 | 1900 | NA | NA |

| <u>MOBILITY RADEON 9700</u> | 27 | 1899 | NA | NA |
|-----------------------------------|--------------|--------------|---------------|------|
| Nazwa karty wideo | Passmark G3D | Ranga | Wartość karty | Cena |
| MOBILITY RADEON XPRESS 200 | Mark | (niższa jest | wideo | USD) |
| | niższa jest | lepiej | niższa jest | |
| <u>GeForce 7100 / nForce 620i</u> | 26 | 1906 | NA | NA |
| <u>RADEON 9600 PRO Family</u> | 26 | 1904 | NA | NA |
| <u>Radeon Xpress 1270</u> | 26 | 1905 | NA | NA |
| <u>GeForce 6100 nForce 400</u> | 25 | 1910 | NA | NA |

 **Karta graficzna** ▼

| <u>GeForce 6100 nForce 420</u> | 25 | 1909 | NA | NA |
|---|--------------------------------------|------------------------|------------------------------------|---------------------------|
| <u>Matrox M9125 PCIe x16</u> | 25 | 1908 | NA | NA |
| <u>PHDGD Sapphire GR for Mobile Intel 965</u> | 25 | 1907 | NA | NA |
| <u>RADEON 9600 Family</u> | 25 | 1911 | NA | NA |
| <u>GeForce 6150SE</u> | 24 | 1913 | NA | NA |
| Videocard Name | Passmark G3D Mark (higher is better) | Rank (lower is better) | Videocard Value (higher is better) | Price (USD) |
| <u>GeForce 7050 / nForce 610i</u> | 24 | 1916 | NA | NA |
| <u>GeForce FX 5700LE</u> | 24 | 1914 | NA | NA |
| <u>GeForce Go 6400</u> | 24 | 1917 | NA | NA |
| <u>Intel 82945G Express</u> | 24 | 1915 | NA | NA |
| <u>Mobile Intel 965 Express-Chipsatzfamilie</u> | 24 | 1918 | NA | NA |
| <u>MOBILITY RADEON 9600 PRO TURBO</u> | 24 | 1912 | NA | NA |
| <u>ALL-IN-WONDER 9800</u> | 23 | 1922 | NA | NA |
| <u>GeForce 6100 nForce 430</u> | 23 | 1924 | NA | NA |
| <u>GeForce 7200 GS</u> | 23 | 1923 | NA | NA |
| <u>Matrox M9140 LP PCIe x16</u> | 23 | 1921 | NA | NA |
| <u>Quadro NVS 210S</u> | 23 | 1919 | NA | NA |
| <u>RADEON 9800 SE</u> | 23 | 1920 | NA | NA |
| <u>GeForce 6100 nForce 405</u> | 22 | 1927 | NA | NA |
| <u>RADEON A9800XT</u> | 22 | 1925 | NA | NA |
| <u>RADEON XPRESS 200M</u> | 22 | 1926 | NA | NA |
| <u>9xx Soldiers sans frontiers Sigma 2</u> | 21 | 1929 | NA | NA |
| <u>GeForce 6100</u> | 21 | 1930 | NA | NA |
| <u>GeForce 6150</u> | 21 | 1928 | 0.15 | \$149.99* |
| <u>Intel G965 Express</u> | 21 | 1931 | NA | NA |
| <u>PHDGD Solo 2 x64</u> | 20 | 1933 | NA | NA |
| <u>Quadro NVS 210S / GeForce 6150LE</u> | 20 | 1932 | NA | NA |
| <u>GeForce Go 6150</u> | 19 | 1935 | NA | NA |


Karta graficzna ▼

| <u>Matrox M9120 PCIe x16</u> Nazwa karty wideo | Passmark G3D 19 Mark (im wyższy) | Ranga 19 (niższa jest) | Wartość karty NA Wideo (im wyższa) | NA Cena (USD) |
|---|--|------------------------------|---|---------------------|
| <u>Quadro FX 2000</u> | 18 | 1941 | NA | NA |
| <u>QXL KMDOD</u> | 18 | 1936 | NA | NA |
| <u>RADEON 9600 TX Family.</u> | 18 | 1938 | NA | NA |
| <u>RADEON XPRESS 200 CROSSFIRE</u> | 18 | 1940 | NA | NA |
| <u>S3 Chrome S25 DDR2</u> | 18 | 1937 | NA | NA |
| <u>GeForce FX 5600 Ultra</u> | 17 | 1945 | NA | NA |
| <u>GeForce FX Go 5600</u> | 17 | 1943 | NA | NA |
| <u>GeForce Go 6100</u> | 17 | 1942 | NA | NA |
| <u>Mobile Intel965 Express</u> | 17 | 1944 | NA | NA |
| <u>GeForce FX Go5650</u> | 16 | 1946 | NA | NA |
| <u>GRID V100-8Q</u> | 16 | 1947 | NA | NA |
| <u>GeForce Go 6200</u> | 15 | 1949 | NA | NA |
| <u>NV44</u> | 15 | 1948 | NA | NA |
| <u>Quadro FX 500/600 PCI</u> | 14 | 1950 | NA | NA |
| <u>Radeon HD 2400 PCI</u> | 14 | 1951 | NA | NA |
| <u>GeForce 7000M</u> | 13 | 1952 | NA | NA |
| <u>GeForce 7000M / nForce 610M</u> | 12 | 1953 | NA | NA |
| <u>GeForce FX 5200 Ultra</u> | 12 | 1956 | NA | NA |
| <u>GeForce FX 5600</u> | 12 | 1954 | NA | NA |
| <u>GeForce FX Go5300</u> | 12 | 1955 | NA | NA |
| <u>FireMV 2400 PCIe</u> | 11 | 1958 | NA | NA |
| <u>GeForce FX 5200SE</u> | 11 | 1957 | NA | NA |
| <u>PHDGD Solo 1.2.0 x86</u> | 11 | 1960 | NA | NA |
| <u>RGH Drivers v3</u> | 11 | 1959 | NA | NA |
| <u>Familia Intel Q33 Express Chipset</u> | 10 | 1964 | NA | NA |
| Videocard Name | Passmark G3D Mark (higher is better) | Rank (lower is better) | Videocard Value (higher is better) | Price (USD) |
| <u>Master X3100 Driver</u> | 10 | 1962 | NA | NA |
| <u>MOBILITY IGP 9000/9100</u> | 10 | 1963 | NA | NA |
| <u>VIA Chrome9 HD IGP</u> | 10 | 1961 | NA | NA |
| <u>ASUS A7000</u> | 9 | 1967 | NA | NA |
| <u>GeForce FX 5600XT</u> | 9 | 1968 | NA | NA |
| <u>Matrox M9148 LP PCIe x16</u> | 9 | 1965 | NA | NA |


Karta graficzna ▼

| <u>Matrox Parhelia 256MB</u> Nazwa karty wideo | Passmark G3D Mark <i>(im wyższy)</i> | Ranga 1999 <i>(niższa jest)</i> | Wartość karty NA Wideo <i>(im wyższa)</i> | NA Cena <i>(USD)</i> |
|---|--|---------------------------------------|--|----------------------------|
| <u>GeForce FX 5500</u> | 8 | 1972 | 0.23 | \$36.99* |
| <u>GeForce FX Go 5200</u> | 8 | 1970 | NA | NA |
| <u>Intel 82945G Express-Chipsatzfamilie</u> | 8 | 1975 | NA | NA |
| <u>Intel Q35 Embedded</u> | 8 | 1971 | NA | NA |

| | | | | |
|--|---|------|----------------------|--------------------------|
| <u>Mobile Intel 965 Express - BR-0907-0461 v1839</u> | 8 | 1973 | NA | NA |
| <u>Quadro NVS 280 PCI</u> | 8 | 1974 | 0.14 | \$59.50* |
| <u>ASUS V9520-X V62.11</u> | 7 | 1978 | NA | NA |
| <u>Famille de jeu de puces Express Intel 946GZ</u> | 7 | 1981 | NA | NA |
| <u>GeForce FX 5100</u> | 7 | 1977 | NA | NA |
| <u>GeForce FX 5200</u> | 7 | 1980 | 0.11 | \$69.99* |
| <u>GeForce FX 5200LE</u> | 7 | 1984 | 0.16 | \$42.99* |
| <u>GeForce4 Ti 4400</u> | 7 | 1983 | NA | NA |
| <u>Intel US15 Embedded Media and Controller</u> | 7 | 1982 | NA | NA |
| <u>MOBILITY RADEON 9000 IGP</u> | 7 | 1976 | NA | NA |
| <u>Quadro FX 500/FX 600</u> | 7 | 1979 | NA | NA |
| <u>GeForce PCX 5300</u> | 6 | 1995 | NA | NA |
| <u>GeForce2 Ultra</u> | 6 | 1992 | NA | NA |
| <u>GeForce4 MX Integrated GPU</u> | 6 | 1990 | NA | NA |
| <u>GeForce4 Ti 4800 SE</u> | 6 | 1986 | NA | NA |
| <u>Intel 946GZ Express</u> | 6 | 1994 | NA | NA |
| <u>Intel Media Accelerator 600</u> | 6 | 1985 | NA | NA |
| <u>Matrox Millennium P690 Plus LP PCIe x16</u> | 6 | 1987 | NA | NA |
| <u>MOBILITY RADEON 7000 IGP</u> | 6 | 1993 | NA | NA |
| <u>Quadro NVS 55/280 PCI</u> | 6 | 1997 | NA | NA |
| <u>Quadro4 380 XGL</u> | 6 | 1988 | NA | NA |
| <u>RADEON 8500 Family</u> | 6 | 1989 | NA | NA |
| <u>RADEON 9100 Family</u> | 6 | 1996 | NA | NA |
| <u>RADEON IGP 350M</u> | 6 | 1998 | NA | NA |
| <u>V9560XT V62.11</u> | 6 | 1991 | NA | NA |
| <u>64MB DDR GeForce3 Ti 200</u> | 5 | 2004 | NA | NA |
| <u>ALL-IN-WONDER RADEON 8500DV</u> | 5 | 2010 | NA | NA |


Karta graficzna

| <u>GeForce 256</u> Nazwa karty wideo | Passmark G3D 5 Mark <i>(im wyższy)</i> | Ranka (niższa jest) | Wartość karty 0.12 wideo <i>(im wyższa)</i> | \$42.04* Cena <i>(USD)</i> |
|---|---|------------------------|--|----------------------------------|
| <u>GeForce4 440 Go 64M</u> | 5 | 1999 | NA | NA |
| <u>GeForce4 448 Go</u> | 5 | 2012 | NA | NA |
| <u>GeForce4 Ti 4200</u> | 5 | 2011 | NA | NA |
| <u>GeForce4 Ti 4600</u> | 5 | 2013 | <u>0.10</u> | <u>\$53.99*</u> |

| Videocard Name | Passmark G3D Mark <i>(higher is better)</i> | Rank <i>(lower is better)</i> | Videocard Value <i>(higher is better)</i> | Price <i>(USD)</i> |
|--|---|----------------------------------|--|-----------------------|
| <u>GeForce4 Ti 4800</u> | 5 | 2001 | NA | NA |
| <u>Intel 82915G Express</u> | 5 | 2005 | NA | NA |
| <u>Intel Q33 Express</u> | 5 | 2008 | NA | NA |
| <u>Matrox M9120 Plus LP PCIe x16</u> | 5 | 2006 | NA | NA |
| <u>Matrox M9128 LP PCIe x16</u> | 5 | 2016 | NA | NA |
| <u>Matrox Millennium P650 PCIe 128</u> | 5 | 2017 | NA | NA |
| <u>Matrox Parhelia APVe</u> | 5 | 2009 | NA | NA |
| <u>Mobile Intel 945GM Express</u> | 5 | 2002 | NA | NA |
| <u>Mobile Intel 945GM/GU Express</u> | 5 | 2018 | NA | NA |
| <u>MOBILITY RADEON 9000/9100 IGP</u> | 5 | 2007 | NA | NA |
| <u>Quadro 280 NVS PCIe</u> | 5 | 2003 | NA | NA |
| <u>Quadro4 980 XGL</u> | 5 | 2022 | <u>0.01</u> | <u>\$341.43*</u> |
| <u>RADEON 9100 IGP</u> | 5 | 2014 | NA | NA |
| <u>SAPPHIRE RADEON 9000 ATLANTIS PRO</u> | 5 | 2019 | NA | NA |
| <u>VIA/S3G UniChromell</u> | 5 | 2000 | NA | NA |
| <u>Xabre</u> | 5 | 2020 | NA | NA |
| <u>ALL-IN-WONDER 9000</u> | 4 | 2025 | NA | NA |
| <u>ASUS AGP-V3800PRO v31.40H</u> | 4 | 2044 | NA | NA |
| <u>Dell 8200</u> | 4 | 2046 | NA | NA |
| <u>GeForce2 Go</u> | 4 | 2050 | NA | NA |
| <u>GeForce2 Integrated GPU</u> | 4 | 2045 | NA | NA |
| <u>GeForce2 MX with DVI-D and TV-out</u> | 4 | 2029 | NA | NA |
| <u>GeForce2 Ti</u> | 4 | 2037 | NA | NA |
| <u>GeForce3</u> | 4 | 2026 | NA | NA |
| <u>GeForce3 Ti 200</u> | 4 | 2052 | NA | NA |
| <u>GeForce4 440</u> | 4 | 2023 | NA | NA |
| <u>GeForce4 MX 4000</u> | 4 | 2042 | NA | NA |

| <u>GeForce4 MX 4000</u> | 4 | 2043 | NA | NA |
|-----------------------------------|-------------------|----------------------------|---------------------|------------|
| Nazwa karty wideo | Passmark G3D Mark | Ranga (niższa jest lepsza) | Wartość karty wideo | Cena (USD) |
| <u>GeForce4 MX 420</u> | 4 | 2036 | NA | NA |
| <u>GeForce4 MX 440 with AGP8X</u> | 4 | 2027 | NA | NA |
| <u>GeForce4 MX 440SE</u> | 4 | 2039 | NA | NA |
| <u>GeForce4 MX 460</u> | 4 | 2049 | NA | NA |
| <u>Intel 82865G Controller</u> | 4 | 2034 | NA | NA |

Karta graficzna ▼

| <u>Intel 915G,910G Express</u> | 4 | 2054 | NA | NA |
|---|--------------------------------------|------------------------|------------------------------------|--------------------------|
| <u>Intel 915G/915GV/910GL Embedded Controller Functio</u> | 4 | 2035 | NA | NA |
| <u>Intel 945G Embedded Chipset Function 0</u> | 4 | 2042 | NA | NA |
| <u>MOBILITY FIREGL 7800</u> | 4 | 2031 | NA | NA |
| <u>MOBILITY/RADEON 9000</u> | 4 | 2051 | NA | NA |
| <u>Quadro2 MXR/EX</u> | 4 | 2041 | NA | NA |
| <u>Quadro4 900 XGL</u> | 4 | 2024 | NA | NA |
| <u>RADEON 7500 Family</u> | 4 | 2032 | NA | NA |
| <u>RADEON 9000</u> | 4 | 2036 | NA | NA |
| <u>VIA Chrome9 HC IGP</u> | 4 | 2047 | NA | NA |
| <u>VIA/S3G KM400/KN400</u> | 4 | 2053 | NA | NA |
| <u>VIA/S3G UniChrome IGP</u> | 4 | 2048 | NA | NA |
| <u>VIA/S3G UniChrome Pro IGP</u> | 4 | 2033 | NA | NA |
| <u>WinFast A250 LE</u> | 4 | 2028 | NA | NA |
| <u>XGI Volari Family v1.13.23.D_V</u> | 4 | 2038 | NA | NA |
| <u>ABIT Siluro T400</u> | 3 | 2058 | NA | NA |
| <u>AMIGAMERLIN 3.1-R1 For Voodoo 4 4500 PCI</u> | 3 | 2082 | NA | NA |
| <u>GeForce 6200A</u> | 3 | 2066 | 0.07 | \$54.99* |
| <u>GeForce2 GTS/GeForce2 Pro</u> | 3 | 2055 | NA | NA |
| <u>GeForce2 MX 100/200</u> | 3 | 2078 | NA | NA |
| Videocard Name | Passmark G3D Mark (higher is better) | Rank (lower is better) | Videocard Value (higher is better) | Price (USD) |
| <u>GeForce2 MX/MX 400</u> | 3 | 2057 | NA | NA |
| <u>GeForce4 420 Go</u> | 3 | 2075 | NA | NA |
| <u>GeForce4 4200 Go</u> | 3 | 2056 | NA | NA |
| <u>GeForce4 440 Go</u> | 3 | 2063 | NA | NA |
| <u>Intel 82915G/915GV/910GL</u> | 3 | 2064 | NA | NA |
| <u>Intel 82915G/GV/910GL Express</u> | 3 | 2084 | NA | NA |


Karta graficzna ▼

| <u>Intel 865 Embedded Controller</u> Nazwa karty wideo | Passmark G3D 3 Mark <i>(im wyższy)</i> | Ranka <i>(niższa jest)</i> | Wartość karty NA wideo <i>(im wyższa)</i> | NA Cena <i>(USD)</i> |
|---|---|-------------------------------|--|----------------------------|
| <u>Intel Media Accelerator 5UU</u> | 3 | 2072 | NA | NA |
| <u>Matrox Parhelia 128MB</u> | 3 | 2074 | 0.01 | \$549.99* |
| <u>MOBILITY RADEON 7500</u> | 3 | 2068 | NA | NA |
| <u>MOBILITY RADEON 9000</u> | 3 | 2077 | NA | NA |

| | | | | |
|--|---|------|----------------------|---------------------------|
| <u>MOBILITY RADEON 9200</u> | 3 | 2086 | NA | NA |
| <u>RADEON 7000 / RADEON VE Family</u> | 3 | 2060 | NA | NA |
| <u>RADEON 7500</u> | 3 | 2080 | 0.10 | \$32.12* |
| <u>RADEON 9000 Family</u> | 3 | 2070 | NA | NA |
| <u>RADEON 9200</u> | 3 | 2067 | 0.09 | \$39.95* |
| <u>RADEON IGP 320</u> | 3 | 2062 | NA | NA |
| <u>Radeon IGP 320M</u> | 3 | 2069 | NA | NA |
| <u>Rage Fury Pro/Xpert 2000 Pro</u> | 3 | 2083 | NA | NA |
| <u>RIVA TNT2 Model 64/Model 64 Pro</u> | 3 | 2061 | NA | NA |
| <u>RIVA TNT2/TNT2 Pro</u> | 3 | 2073 | NA | NA |
| <u>S3 Inc. Savage4</u> | 3 | 2081 | NA | NA |
| <u>Vanta/Vanta LT</u> | 3 | 2085 | NA | NA |
| <u>VIA Chrome9 HC IGP Family</u> | 3 | 2059 | NA | NA |
| <u>VIA Chrome9 HC IGP Family WDDM</u> | 3 | 2071 | NA | NA |
| <u>VIA/S3G DeltaChrome IGP</u> | 3 | 2076 | NA | NA |
| <u>64MB GeForce2 MX with TV Out</u> | 2 | 2102 | NA | NA |
| <u>Dell 8100</u> | 2 | 2109 | 0.00 | \$999.11* |
| <u>GeForce2 MX</u> | 2 | 2094 | NA | NA |
| <u>GeForce3 Ti 500</u> | 2 | 2104 | NA | NA |
| <u>Intel 82845G Controller</u> | 2 | 2111 | NA | NA |
| <u>Intel 82845G/GL Controller</u> | 2 | 2099 | NA | NA |
| <u>Intel 82845G/GL/GE/PE/GV Controller</u> | 2 | 2089 | NA | NA |
| <u>Intel 82915G/GV/910GL Advanced v3.5</u> | 2 | 2098 | NA | NA |
| <u>Intel GMA 3150 Express</u> | 2 | 2105 | NA | NA |
| <u>Intel Media Accelerator 3150</u> | 2 | 2088 | NA | NA |
| <u>Mobile Intel 915GM/GMS/910GML Express</u> | 2 | 2106 | NA | NA |
| <u>Mobile Intel 945 Express</u> | 2 | 2112 | NA | NA |
| <u>MOBILITY RADEON 9100 IGP</u> | 2 | 2087 | NA | NA |

| <u>Quadro NVS 280 SD</u> Nazwa karty wideo | Passmark G3D Mark (im wyższy) | Ranga 2109 (niższa jest) | Wartość karty Wideo (im wyższa) | Cena (USD) |
|---|-------------------------------------|--------------------------------|---------------------------------------|------------------|
| <u>RADEON 7200</u> | 2 | 2090 | <u>0.00</u> | <u>\$599.99*</u> |
| <u>RADEON 9200 LE Family</u> | 2 | 2100 | NA | NA |
| <u>RADEON 9200 PRO Family</u> | 2 | 2091 | NA | NA |
| <u>RADEON 9200 SE</u> | 2 | 2103 | NA | NA |

Karta graficzna ▼

| <u>RADEON 9250</u> | 2 | 2101 | <u>0.03</u> | <u>\$79.95*</u> |
|---|--|---------------------------|---------------------------------------|-----------------|
| <u>Radeon IGP 340M</u> | 2 | 2107 | NA | NA |
| <u>RADEON IGP 345M</u> | 2 | 2095 | NA | NA |
| Videocard Name | Passmark G3D Mark (higher is better) | Rank (lower is better) | Videocard Value (higher is better) | Price (USD) |
| <u>Radeon VE</u> | 2 | 2113 | NA | NA |
| <u>VIA Chrome9 HC IGP Prerelease WDDM 1.1</u> | 2 | 2110 | NA | NA |
| <u>VIA Chrome9 HC IGP WDDM</u> | 2 | 2092 | NA | NA |
| <u>VIA Chrome9 HC IGP WDDM 1.1</u> | 2 | 2093 | NA | NA |
| <u>VIA Chrome9 HC3 IGP</u> | 2 | 2097 | NA | NA |
| <u>FireMV 2200 PCI</u> | 1 | 2125 | NA | NA |
| <u>IGP 340M</u> | 1 | 2119 | NA | NA |
| <u>Intel 82852/82855 GM/GME Controller</u> | 1 | 2122 | NA | NA |
| <u>Intel Extreme Controller</u> | 1 | 2114 | NA | NA |
| <u>Quadro2 Pro</u> | 1 | 2124 | NA | NA |
| <u>RADEON IGP 34xM</u> | 1 | 2118 | NA | NA |
| <u>Rage 128 Pro</u> | 1 | 2121 | NA | NA |
| <u>RAGE 128 PRO AGP 4X TMDS</u> | 1 | 2123 | NA | NA |
| <u>S3 ProSavageDDR</u> | 1 | 2120 | NA | NA |
| <u>S3 SuperSavage/IXC 1014</u> | 1 | 2115 | NA | NA |
| <u>VIA Chrome9 HCM IGP</u> | 1 | 2117 | NA | NA |
| <u>VisionTek Radeon 7000</u> | 1 | 2116 | NA | NA |

* - Last price seen from our affiliates.

| | | | | |
|------|---------------------|------|---------------------|---|
| -14% | Microsoft Office... | -14% | Microsoft (Offic... | M |
| | 419 zł | | 569 zł | 7 |

[PerformanceTest](#)

[USB 3.0 Loopback](#)

[GPU Benchmarks](#)

[Company](#)

[Kontakt](#)

[Zaloguj się](#)

[PerformanceTest](#)

[Plugs](#)

[Video Card](#)

[Contact Us](#)

[Wymagania](#)

[Zaloguj się](#)

[Karta graficzna](#) ▼

[WirelessMon](#)

[PC Benchmarks](#)

[Benchmarks](#)

[Pora](#)

[Prywatność](#)

[Zoom Search Engine](#)

[USB Power Delivery Tester](#)

[RAM Benchmarks](#)

[Społeczny](#)

[Free Software](#)

[Serial and Parallel Loopback Plugs](#)

[PC Systems Benchmarks](#)



[USB Short Circuit Testers](#)

[Android Benchmarks](#)

[iOS / iPhone Benchmarks](#)

Prawa autorskie © 2020 PassMark® Software

